

RESEARCH OUTPUTS / RÉSULTATS DE RECHERCHE

New Horizons in Near-Zero Refractive Index Photonics and Hyperbolic Metamaterials

Lobet, Michaël; Kinsey, Nathaniel; Liberal, Iñigo; Caglayan, Humeyra; Huidobro, Paloma A.; Galiffi, Emanuele; Mejía-Salazar, Jorge Ricardo; Palermo, Giovanna; Jacob, Zubin; Maccaferri, Nicolò

Published in:
ACS Photonics

DOI:
[10.1021/acsphotonics.3c00747](https://doi.org/10.1021/acsphotonics.3c00747)

Publication date:
2023

Document Version
Publisher's PDF, also known as Version of record

[Link to publication](#)

Citation for published version (HARVARD):

Lobet, M, Kinsey, N, Liberal, I, Caglayan, H, Huidobro, PA, Galiffi, E, Mejía-Salazar, JR, Palermo, G, Jacob, Z & Maccaferri, N 2023, 'New Horizons in Near-Zero Refractive Index Photonics and Hyperbolic Metamaterials', *ACS Photonics*, vol. 10, no. 11, pp. 3805-3820. <https://doi.org/10.1021/acsphotonics.3c00747>

General rights

Copyright and moral rights for the publications made accessible in the public portal are retained by the authors and/or other copyright owners and it is a condition of accessing publications that users recognise and abide by the legal requirements associated with these rights.

- Users may download and print one copy of any publication from the public portal for the purpose of private study or research.
- You may not further distribute the material or use it for any profit-making activity or commercial gain
- You may freely distribute the URL identifying the publication in the public portal ?

Take down policy

If you believe that this document breaches copyright please contact us providing details, and we will remove access to the work immediately and investigate your claim.

New Horizons in Near-Zero Refractive Index Photonics and Hyperbolic Metamaterials

Michaël Lobet,* Nathaniel Kinsey, Iñigo Liberal, Humeyra Caglayan, Paloma A. Huidobro, Emanuele Galiffi, Jorge Ricardo Mejía-Salazar, Giovanna Palermo, Zubin Jacob, and Nicolò Maccaferri*



Cite This: *ACS Photonics* 2023, 10, 3805–3820




Read Online

ACCESS |

Metrics & More

Article Recommendations

ABSTRACT: The engineering of the spatial and temporal properties of both the electric permittivity and the refractive index of materials is at the core of photonics. When vanishing to zero, those two variables provide efficient knobs to control light–matter interactions. This Perspective aims at providing an overview of the state of the art and the challenges in emerging research areas where the use of near-zero refractive index and hyperbolic metamaterials is pivotal, in particular, light and thermal emission, nonlinear optics, sensing applications, and time-varying photonics.



KEYWORDS: near-zero refractive index photonics, hyperbolic metamaterials, nonlinear optics, sensing, time-varying photonics, thermal emission engineering

INTRODUCTION

Generating, manipulating, and detecting light are essential actions in photonics that implicitly require interaction with materials. Tracing back to Maxwell's equations, one can identify two physical quantities that are responsible for the interaction of electromagnetic waves with matter: the relative electric permittivity ϵ_r acting on the electric properties of matter, and its magnetic counterpart, the relative magnetic permeability μ_r . Both quantities together give the material refractive index $n = \sqrt{\epsilon\mu}$. Considering the wave-like nature of light picture, only a few variables are available in the photonics' toolbox. One can either act on the refractive index contrast between materials, as a direct consequence of boundary conditions, or on the time/frequency dispersion of the refractive index. Therefore, over the past years, massive advances in the engineering of $\epsilon(\vec{r},t)$, $\mu(\vec{r},t)$ and $n(\vec{r},t)$ have been reported in photonics.^{1–4} From periodic spatial modulation of the index using photonic crystals^{3,5,6} and the simultaneous use of positive and negative permittivity in plasmonics,² to the nanoscale engineering of the effective index that enabled negative values to be reached,⁷ control over constituent materials has unlocked new regimes of light–matter interactions. Here, we focus on near-zero refractive index (NZI) photonics^{8–10} and hyperbolic metamaterials (HMM).^{11–17} The current evolution, as well as new frontiers

and future directions and challenges of these two correlated topics, are at the core of this Perspective.

While a new range of fabrication techniques has enabled the generation of a negative index, this is in principle possible only over a restricted set of frequencies. As a result, the index undergoes transitions between being positive and negative, opening frequency windows where the index is “near-zero”. As suggested by the provided definition of the refractive index in terms of its electric and magnetic constituent, the frequency range where the index has a near-zero response can be retrieved in three different ways (Figure 1a). The refractive index can reach zero by a vanishing electric permittivity, creating the epsilon-near-zero class (ENZ, $\epsilon \rightarrow 0$); by a vanishing magnetic permeability, inducing the mu-near-zero class (MNZ, $\mu \rightarrow 0$), or finally, by simultaneously vanishing permittivity and permeability, the epsilon-and-mu-near-zero class (EMNZ, $\epsilon \rightarrow 0$ and $\mu \rightarrow 0$).^{8–10} These three classes share common properties due to the vanishing index of refraction (Figure 1b), and we can refer to these materials as

Received: June 2, 2023
Revised: October 3, 2023
Accepted: October 3, 2023
Published: October 23, 2023



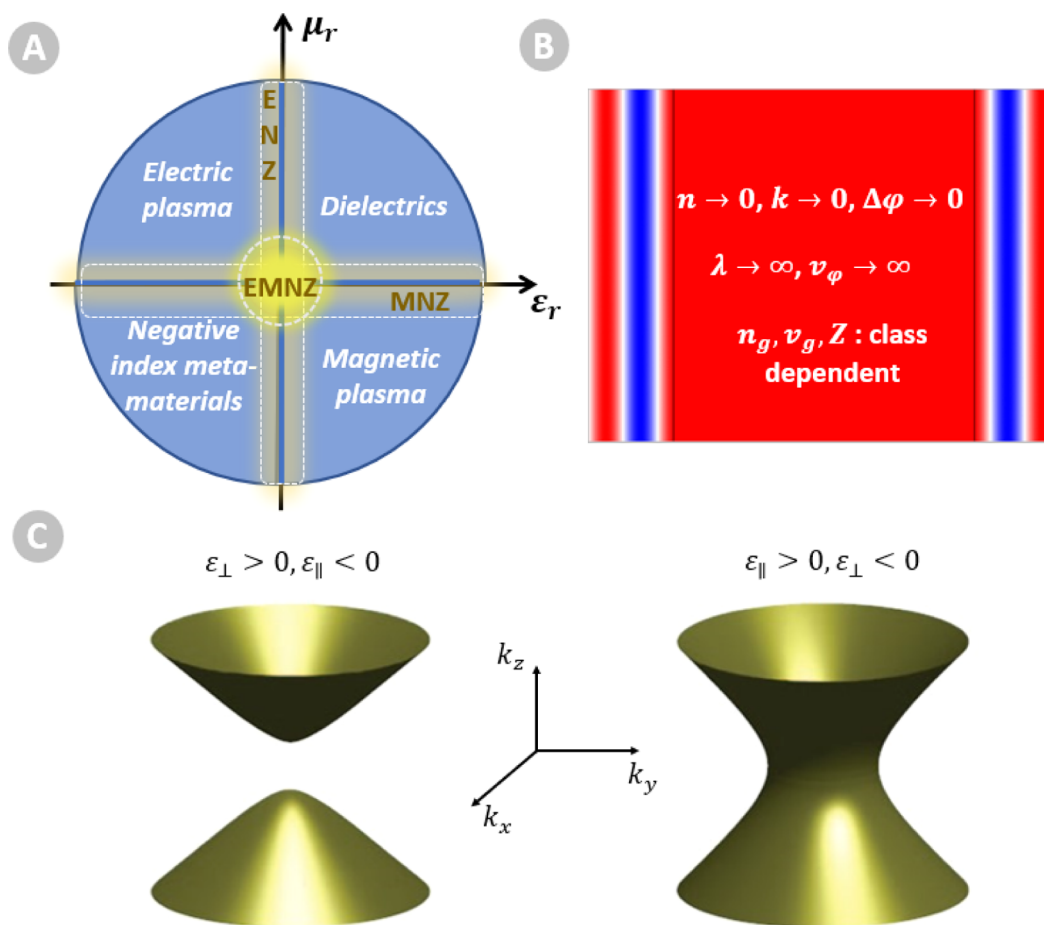


Figure 1. (a) Classification of photonic materials according to their relative electric permittivity ϵ_r and relative magnetic permeability μ_r , exhibiting three NZI classes: ENZ class, MNZ class, and EMNZ class, inspired by refs 24 and 25. (b) Uniform phase distribution and electro-dynamical quantities reaching extremes values in NZI media. (c) Isofrequency surfaces in HMMs. Reproduced with permission from ref 11. Copyright 2013 Nature.

near-zero-index (NZI) materials. On the one hand, a range of physical quantities tend to infinity, such as the effective wavelength λ inside a NZI medium, $\lambda = \frac{\lambda_0}{n} \rightarrow \infty$, λ_0 being the vacuum wavelength, and the phase velocity $v_\phi = \frac{c}{n}$, with c being the fundamental constant defined as the speed of light in vacuum.¹⁸ On the other hand, some other quantities tend to zero, such as the wavevector k or the phase difference $\Delta\phi$ inside the NZI material, leading to a uniform phase distribution. Nevertheless, not all electro-dynamical quantities either tend to zero or infinity in a NZI medium. Some quantities depend on the NZI class, i.e., the way one engineers the near-zero index response. For example, the wave impedance $Z = \sqrt{\frac{\mu}{\epsilon}}$, the group velocity v_g , or the related group index $n_g = c/v_g$ present drastically different values according to the NZI class and their specific geometrical implementation.^{19,20} The ability to push multiple key parameters to the aforementioned extremes through NZI engineering enabled novel optical phenomena such as perfect transmission through distorted waveguides,¹⁹ cloaking,^{21,22} and inhibited diffraction.²³

When investigating the transition of the relative permittivity around NZI frequency points, a particularly interesting situation led to the definition of hyperbolic metamaterials, which can be explained as follows. As briefly mentioned above,

plasmonics opened a whole branch of photonics. A surface plasmon polariton (SPP) corresponds to a light-driven collective oscillation of electrons localized at the interface between materials with a dielectric ($\epsilon > 0$) and metallic ($\epsilon < 0$) dispersion. If the interface is flat, as in a thin layer, propagating SPP can propagate along the interface. Alternatively, if the interface has a closed shape, such as in a nanoparticle or a nanowire, the coherent electronic vibration is localized, and the excitation is referred to as a localized surface plasmon (LSPs). When multiple metal/dielectric interfaces supporting surface plasmons occur within subwavelength separation, the associated coupled electromagnetic field exhibits a collective response, which can be modeled by an effective medium approximation and the dispersion relation presents a unique anisotropic dispersion. More precisely, an effective permittivity tensor $\hat{\epsilon}$ can be derived such as

$$\hat{\epsilon} = \begin{pmatrix} \epsilon_{\perp} & 0 & 0 \\ 0 & \epsilon_{\perp} & 0 \\ 0 & 0 & \epsilon_{\parallel} \end{pmatrix}$$

with ϵ_{\perp} (ϵ_{\parallel}) the perpendicular (parallel) component with respect to the anisotropy axis, satisfying $\epsilon_{\perp}\epsilon_{\parallel} < 0$. Consequently, their isofrequency surface presents a hyperbolic shape (Figure 1c).

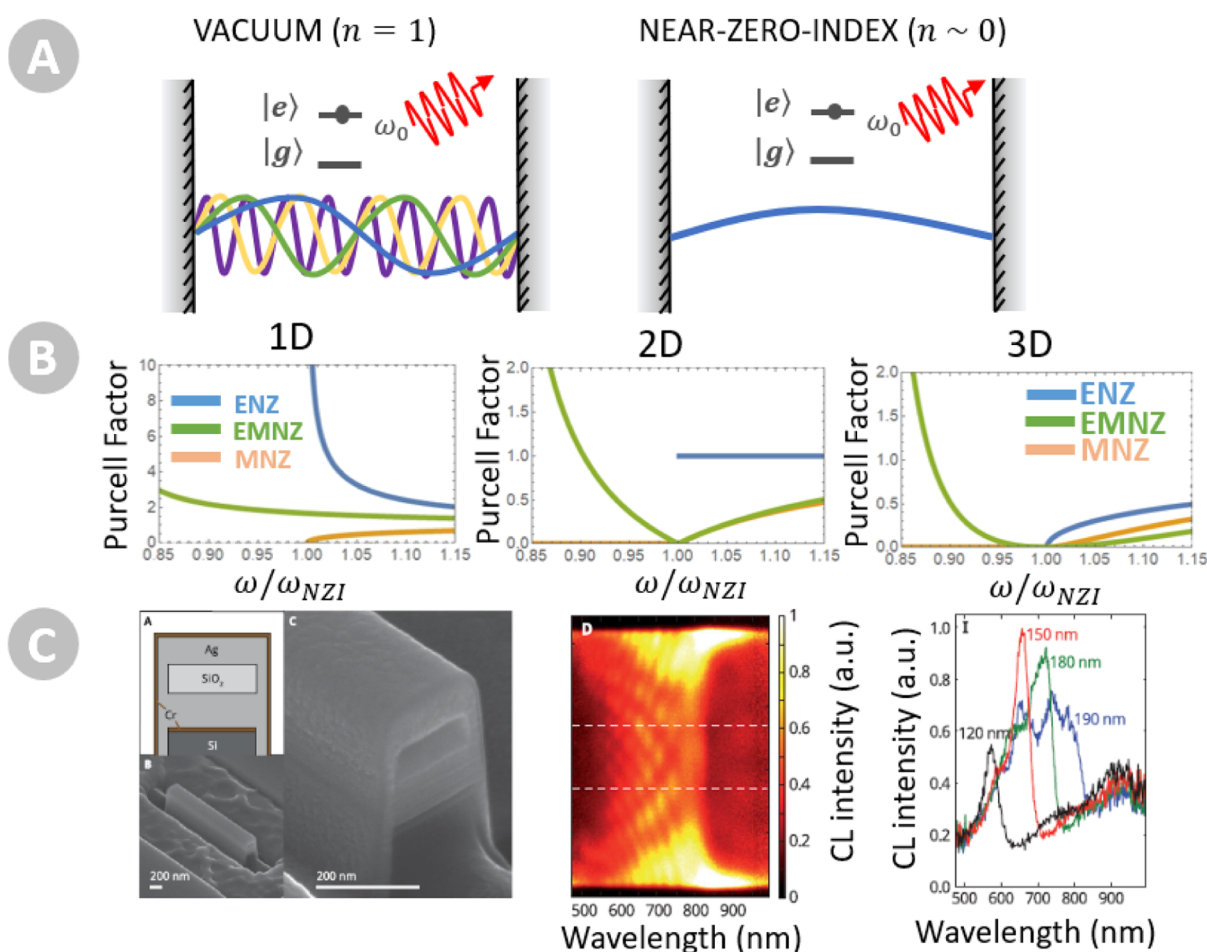


Figure 2. (a) Schematic depiction of a two-level system $\{|e\rangle, |g\rangle\}$ with transition frequency ω_0 coupled to a continuum of photonic modes in a virtual cavity model both in (left) vacuum and in (right) a near-zero-index (NZI) medium that suppresses the spatial density of modes. (b) Purcell factor, $PF = \Gamma_s/\Gamma_0$, in one-dimensional (1D, left), two-dimensional (2D, center), and three-dimensional (3D, right) systems, mimicking NZI media with ENZ, MNZ, and EMNZ material properties. ω_{NZI} refers to the near-zero refractive index frequency crossing. Reproduced with permission from ref 20. Copyright 2020 ACS. (c) (Left) SEM image of a rectangular metallic waveguide effectively implementing a 1D ENZ medium at optical frequencies. (Center) Cathodoluminescence (CL) intensity as a function of wavelength and emission point demonstrating position-independent properties at the effective ENZ wavelength. (Right) CL intensity for different waveguide widths confirming the emission enhancement at the ENZ wavelength. Reproduced with permission from ref 36. Copyright 2013 APS.

Those materials, once predominantly engineered artificially, are referred to as hyperbolic metamaterials.^{11,13,14,17,16} However, they may occur naturally, too.^{26–33} It should be noted that one can engineer the permeability tensor $\hat{\mu}$ in a similar fashion, but this topic will not be covered in the present Perspective, which is structured as follows. We first highlight the impact NZI and HMMs photonics have recently had and are currently having on light and thermal emission. We then move to analyze NZI materials for nonlinear optics and all-optical switching, as well as sensing and magneto-optical applications. We conclude by focusing on the emerging NZI-based time-varying photonics. Overall, our aim is to provide a broad insight into the capabilities and challenges of using these engineered materials to manipulate light–matter interactions in both the frequency and time domain.

ENGINEERING OF LIGHT AND THERMAL EMISSION IN NZI MEDIA

Quantum Radiative Transitions. NZI media have a profound and nontrivial impact on quantum radiative transitions, e.g., spontaneous emission, stimulated emission,

and absorption. Intuitively, one can link the rate of a radiative process with the local density of optical states (LDOS). Then, since a NZI condition implies a depletion of the space of the optical modes (Figure 2a), one would be tempted to conclude that NZI media inhibits all radiative transitions, like in the band gap in a photonic crystal. However, this intuitive picture can be misleading. Because the coupling strength also scales with the refractive index, it turns out that a variety of nontrivial radiative phenomena can be observed in the zero-index limit, both as a function of the class of NZI media (ENZ, MNZ, EMNZ) and its effective dimensionality D (3D, 2D, 1D). Specifically, the spontaneous emission decay rate Γ_s , normalized to its free-space counterpart Γ_0 , scales as follows²⁰

$$PF = \frac{\Gamma_s}{\Gamma_0} = Z(\omega) \ln^{D-1}(\omega)$$

This equation must be evaluated when the transition frequency of the emitter ω lies in a propagating regime, where both the medium impedance $Z(\omega)$ and the refractive index $n(\omega)$ are real. It illustrates also how a variety of effects can be observed as the refractive index approaches zero (Figure

2b). For example, in three-dimensional media ($D = 3$), the decay rate vanishes independently of the class of NZI media, following the intuition that in NZI media the space of optical modes is depleted. However, a finite decay rate is obtained for 2D ENZ media and 1D EMNZ media, and the decay rate diverges in 1D ENZ media. The equation above assumes that the emitters are directly coupled to NZI modes, which is an accurate assumption only for some configurations. Nonetheless, when an emitter is immersed in a continuous medium, one should be careful on accounting for the coupling to the environment, e.g., with the inclusion of local cavity models. The complex interaction of the quantum emitter with surrounding boundaries can lead to further inhibition³⁴ or enhancement³⁵ effects. Therefore, very rich emission phenomena arise in NZI media as a function of the class of NZI medium, dimensionality, and how the emitter is coupled to the environment. At the same time, experimental studies of these effects are still rising.

1D ENZ media have been experimentally demonstrated at optical frequencies by using metallic rectangular metallic waveguides.^{37,36} These experiments have also confirmed both photoluminescence³⁷ and cathodoluminescence³⁶ enhancements, exemplifying how 1D ENZ media enhances radiating transitions, even in a photonic environment depleted of optical modes. Interestingly, the experiment in ref 36 also demonstrated position-independent emission, confirming how the enlargement of the wavelength can reduce the accuracy requirements in positioning quantum emitters (Figure 2c).

Engineering spontaneous emission also opens new opportunities for lasing. A photonic crystal laser with parameters compatible with 2D EMNZ media presents a Dirac cone at the Γ point of the Brillouin zone.³⁸ Their laser is single-mode and remains so as the size of the cavity increases while usually many-order modes appear with increasing size. They suggest that the scale-invariant property of the cavity is related to the uniform phase property of the NZI environment. The impact of the NZI environment on light emission is thus an interesting direction for the coming future, especially for designing low-threshold lasers³⁹ or superradiant lasers.⁴⁰

Applications in Quantum Technology. Describing spontaneous emission through a decay rate intrinsically assumes operating in the weak coupling regime and/or under the Markovian approximation.⁴ In the weak regime, the emission dynamics follow a simple exponential decay, which can be described by a single parameter, the decay rate or lifetime. However, as NZI frequency points typically take place at the edge of a band gap (or when a band gap is closed), a wider collection of decay effects can be observed in the nonperturbative regime.⁴¹ In this regime, the decay dynamics can be arbitrarily complex, giving access to a wider range of physical phenomena such as the saturation of the decay rate at a band-edge, the excitation of long-lived bound states, and fractional decay dynamics via the contribution of branch-cut singularities.⁴¹ The importance of these effects, and the interference between them, can be tuned by the design of the shape and size of NZI nanostructures. Interestingly, the possibility of accessing different classes of decay and interaction channels is a convenient tool for quantum simulation, where different physical systems can be implemented and tuned as a function of the dominant non-perturbative decay mechanism.⁴²

Beyond modifying the individual decay properties of a single emitter, the enlargement of the wavelength in NZI media can

trigger collective effects in ensembles of quantum emitters. Thus, NZI media act as optical reservoirs for quantum emitters, which could increase the interaction between optical fields and quantum systems and exhibit enhanced energy transfer and efficient inter-emitter interactions. Several numerical studies have highlighted that NZI media can facilitate the observation of collective effects, such as superradiance,^{43,44} and provide new strategies for entanglement generation.^{45–49}

Moreover, the concept of entanglement, or nonseparability, between qubits is important in various quantum processes such as quantum cryptography and teleportation. While entanglement has traditionally been observed in systems of atoms and ions, it is becoming increasingly accessible in other areas of quantum physics. Specifically, short-distance entanglement has been observed in quantum dots, nanotubes, and molecules, but long-range, i.e., for distances longer compared to the wavelength of light,^{50,51} qubit–qubit interactions are necessary for long-distance information transfer. In this context, NZI waveguides might represent a game changer due to their aforementioned peculiar properties. As examples, numerical studies^{45–49} showed that ENZ media outperform the subwavelength distance limitations of qubits cooperative emission in a homogeneous medium. These studies adopted ENZ waveguides into quantum systems, which can be relevant in generating distinctive optical sources, robust entangled states, and other innovative optical applications in different fields of study. It is worth mentioning here that typically electron–phonon, ohmic, and inherent losses of the excited ENZ mode, as well as propagation losses, contribute to the transient nature of qubits entanglement mediated by an ENZ medium. Also, the qubit–qubit dissipative coupling induces modified collective decay rates, i.e., superradiant $\Gamma + \Gamma_{12}$ and subradiant states $\Gamma - \Gamma_{12}$, which exhibit pure superradiant emission when the $\Gamma = \Gamma_{12}$ condition is satisfied.⁵² Here, Γ is the decay rate of the individual emitters, while Γ_{12} is the modification of the decay rate due to coupling. In summary, the long-range quantum entanglement between a pair of qubits mediated by an ENZ waveguide persists over extended periods and long distances. Thus, it is possible to obtain a robust entanglement of qubits coupled to the ENZ waveguide channel.

Similar to spontaneous emission, NZI media affects other quantum radiative transitions and light–matter interactions. This is particularly exciting for quantum technologies, since achieving strong light–matter coupling in solid-state systems is required for the design of scalable quantum devices. Along this line it was recently found that dispersion engineering around the ENZ frequency strengthens magnon–photon coupling.^{53,54} Strong opto-magnonic coupling would allow for quantum state transfer in hybrid quantum systems. This is a recent and promising direction for NZI materials, and both fundamental and practical implementation advances will be needed to assess the technological potential of NZI media for opto-magnonics.

Energy vs Momentum Considerations. Light–matter interactions are usually described through energetic considerations. However, as noted by Einstein in his seminal work,^{55,56} momentum deserves equal theoretical attention due to its conservation property. Examining light–matter interactions inside NZI materials from a momentum perspective,⁵⁷ therefore, offers a different picture. Closely related to the Abraham–Minkowski debate,^{58–60} light momentum is nontrivial to define. On one hand, Barnett⁶¹

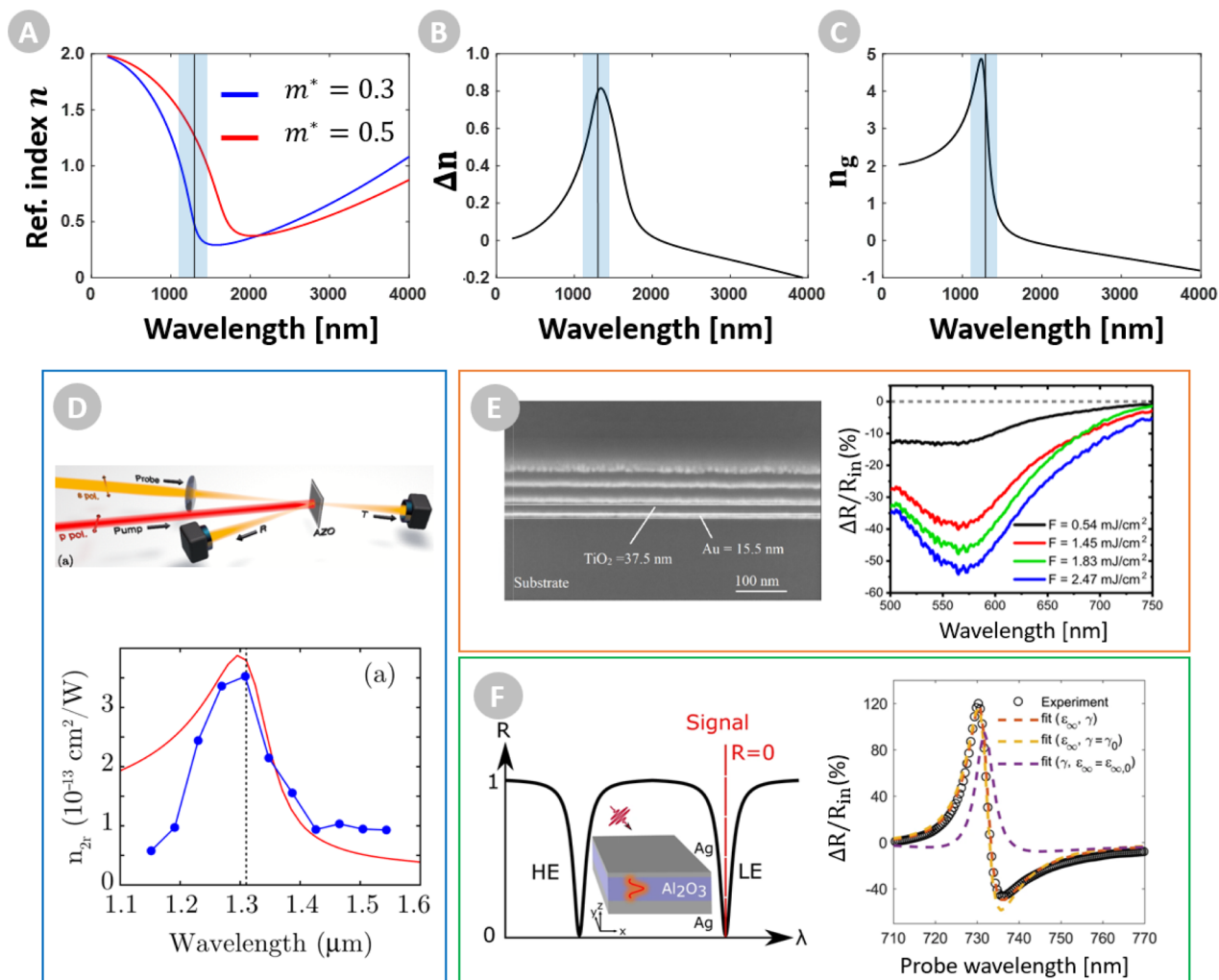


Figure 3. (a) Real part of the refractive index of a Drude-based material (blue) with $\epsilon_{\infty} = 4$, $\tau = 6$ fs, $N = 8 \times 10^{20} \text{ cm}^{-3}$, whose effective mass m^* is modulated via intraband nonlinear processes, resulting in a shift of the index curve (red), giving rise to a (b) change in refractive index. (c) Group index of the unmodulated Drude-based film, as shown in (a). The ENZ region is shaded blue, with the crossover wavelength indicated as a vertical line. (d) Strong index tuning in Al:ZnO films with ENZ near 1300 nm. Reproduced with permission from ref 94. Copyright 2016 APS. (e) Strong modulation of transmission in effective ENZ materials with crossover at 509 nm. Reproduced with permission from ref 96. Copyright 2020 APS. (f) Modulation of cavity reflection for the guided plasmonic mode, with a mode index near zero. Reproduced with permission from ref 97. Copyright 2020 Nature.

associated Minkowski's momentum to the canonical momentum, which is closely correlated to the wave-like nature of light and to the phase refractive index.⁶² On the other hand, the Abraham momentum is connected to the kinetic momentum and a particle description of light, represented in equations by the group index. Due to the vanishing index of refraction, NZI induces a vanishing Minkowski momentum. Inhibition of fundamental radiative processes inside 3D NZI can be understood as the impossibility to exchange momentum inside such media.²⁰ Similarly, diffraction by a slit, which can be seen as a momentum transfer in the direction orthogonal to light propagation is also inhibited.²³ It would be an interesting perspective to generalize these momentum intuitions to other dimensionalities of NZI materials,²⁰ especially in the case of the enhanced light–matter interactions in 1D ENZ, as described above. Moreover, as pointed out by Kinsey,⁶³ the developed momentum framework could be applied to space–time nonlinear interactions presenting strong spatial and temporal changes. The intriguing regime of these nonlinear responses could benefit from momentum considerations.

Thermal Emission in NZI and HMM Media. Thermal emission is another radiative process of fundamental relevance, which historically was the first to motivate a quantum theory of light. Moreover, thermal emission is also a key process in multiple technologies such as heat and energy management, sensing and communications. However, thermal emission is broadband, temporally incoherent, isotropic, and unpolarized, which makes it difficult to control and manipulate. Therefore, different nanophotonic technologies attempt to change these properties by using nanostructured gratings, resonators and/or complex metamaterials.^{64–66} Again, because the wavelength is effectively stretched in a NZI medium, it was theoretically demonstrated that the spatial coherence of thermal fields is intrinsically enhanced in NZI media.⁶⁷ This interesting result poses a new perspective in engineering thermal emission, where one can enhance the spatial coherence of thermal fields, without the need to resorting to complex nanofabrication processes.⁶⁷ In fact, the intrinsic enhancement of thermal emission in ENZ and epsilon-near-pole (ENP) substrates was highlighted by early works in the field of HMM.⁶⁸ Hyperbolic

Table 1. Epsilon-near-Zero $n_{2,\text{eff}}$ Coefficients with Associated Experimental Parameters^a

material	$n_{2,\text{eff}}$ (cm ² GW ⁻¹) ^{b,c}	relaxation (ps)	excitation λ (nm)	probe λ (nm)	crossover λ (nm)	pulse width (fs)	technique
Si ⁹⁹	4.5×10^{-5}	n/r	1540			130	Z-scan
GaAs ¹⁰⁰	3×10^{-4}	n/r	1680			111	Z-scan
AZO ⁹⁴	3.5×10^{-4}	~0.8	785	1258	~1300	100	R/T
ITO ¹⁰¹	1.80×10^{-3}	~1	1100	1250	~1200	150	B.D.
GZO ¹⁰²	5×10^{-3}	~1	1620	1700	1710	60	R/T
Au-TiO ₂ ⁹⁶	1.2×10^{-2}	~8	470	610	605	120	R/T
Ant.-ITO ¹⁰³	-3.7	~1	1240		1240	140	Z-scan

^aVariations between AZO, GZO, and ITO are largely due to experimental parameter selection (e.g., pump/probe wavelengths) rather than differences in the underlying material. ^bNote all the values are taken for near normal incidence beams. ^cNote that nonlinear index coefficients are functions of the excitation-probe wavelengths, pulse width, sample thickness, irradiance, and angle of incidence. Care should be taken when attempting to use the values outside of the experimental conditions used.

media adds a layer of complexity around the ENZ frequency points, resulting in optical topological transitions, where thermal emission can be selectively enhanced or suppressed.⁶⁹

Since the medium impedance is enlarged as the permittivity approaches zero, ENZ media naturally acts as high-impedance surface⁷⁰ or artificial magnetic conductor.⁷¹ As the tangential electric fields double their strength near a high-impedance surface, ENZ substrates intrinsically enhance the interaction with ultrathin metallic films. Several prototypes of ultrathin metallic film thermal emitters have been demonstrated using this principle.^{72,73} Moreover, since extreme boundaries are an intrinsic property of NZI media, these emitters have the technological advantage of not requiring from complex nanofabrication processes, and presenting narrowband but spectrally stable emission lines.^{72,73}

■ NONLINEAR PROPERTIES OF NZI MEDIA AND THEIR APPLICATION TO ALL-OPTICAL SWITCHING

Optical switching via nonlinear index modulation has long been a goal of the field, driven by the promise of all-optical devices that are exceptionally fast and operate in environments where electrical control may not be feasible. Through advancements in materials, applications such as saturable mirrors for passive mode-locking,^{74–76} laser protective eyewear,^{77,78} and bistable devices^{79,80} just to name a few, have been realized, alongside the continual quest to pursue all-optical logic devices.^{81–83} For these operations to perform well, devices must effectively modify reflection/transmission/absorption and demonstrate either a latching temporal response or an ultrafast (ideally THz) response, depending on the use case. Bearing in mind these considerations, we can turn our attention to the recent developments in ENZ materials and nonlinear optical interactions to consider the advantages and challenges of using ENZ in this context.

For homogeneous materials, ENZ effects are generally achieved by introducing free carriers, for example, by degenerately doping a semiconductor (e.g., Al:ZnO, In:Sn₂O₃). In this case, the ENZ condition significantly modifies the dispersion of the material, facilitating strong changes in index even when far from a material resonance (Figure 3a,b) where there may otherwise be minimal dispersion. In this view, ENZ falls into the class of slow-light enhancement schemes for nonlinear optics^{84–87} ($n_g \sim 2–10$ for popular ENZ oxides,⁸⁸ see Figure 3c), where adding dispersion is used to generate increased light–matter interaction. The nonlinearity in ENZ arises from the modification of the index dispersion either through free-carrier generation (interband

effect, blue-shift of index curve) and free-carrier redistribution (intraband effect, red-shift of index curve, see the following for more information).^{89–92} ENZ simultaneously improves the absorption of the excitation and provides a steep change in index at a given frequency, which has been shown to facilitate large index modulation on the scale of 0.1–1 with ~1 ps relaxation times (Figure 3d–f).^{93–95}

To place the performance of ENZ in context, we can compare the nonlinear coefficients to other materials. But before beginning to make this comparison, it is important to note that variations in the fundamental material and experimental conditions make absolute comparisons a great challenge. As a result, the following is intended to provide a general view on the order of magnitude of responses and trade-offs rather than the specific performance of any given material. Additionally, because nonlinearities in ENZ are non-instantaneous and involve real states (so-called “slow” processes), they should not be compared to instantaneous nonlinearities involving virtual states (so-called “fast” processes), as is common, as they are well-known to be much larger.^{89,98} A more appropriate comparison is to similar non-instantaneous process materials, such as semiconductors and metals. Finally, while it is common to quantify nonlinearities via $\chi^{(3)}$, n_2 , or α_2 , these terms imply properties such as linearity with respect to applied irradiance and an instantaneous response. Such properties are not valid assumptions for the “slow” nonlinearities in ENZ materials. Thus, we denote the quantities as $\chi^{(3)}_{\text{eff}}$, $n_{2,\text{eff}}$ or $\alpha_{2,\text{eff}}$ where subscript “eff” denotes an effective Kerr-like modulation to the optical properties, to highlight that these coefficients do not obey the same rules and depend greatly on properties such as pulse width, applied irradiance, angle of incidence, film thickness, etc.

Now, for ENZ oxides such as Al:ZnO, Ga:ZnO, and In:Sn₂O₃, $n_{2,\text{eff}} = \Delta n/I \sim 0.1–5 \times 10^{-3}$ cm²/GW (see Table 1) for 1100–1700 nm with relaxation on the order of ~1 ps, depending on the wavelength(s) employed.^{102,104} This can be compared to free-carrier nonlinearities in the same spectral region for the GaAs platform where $n_{2,\text{eff}} \sim 0.1–0.3 \times 10^{-3}$ cm²/GW (see Table 1) with response times of ~1 ns (crystalline GaAs)¹⁰⁰ that can be reduced to ~1 ps for low-temperature grown GaAs.¹⁰⁵ Thus, under optimal excitation conditions, nonlinearities in ENZ oxides provide up to an order of magnitude increase in the strength of the nonlinearity at normal incidence while improving upon the speed. For more information on nonlinear coefficients of various ENZ materials, see ref 106. It is important to note here that a comparison with virtual processes (for example, in semiconductors, off-resonance or dielectrics like SiO₂) are not appropriate, as the

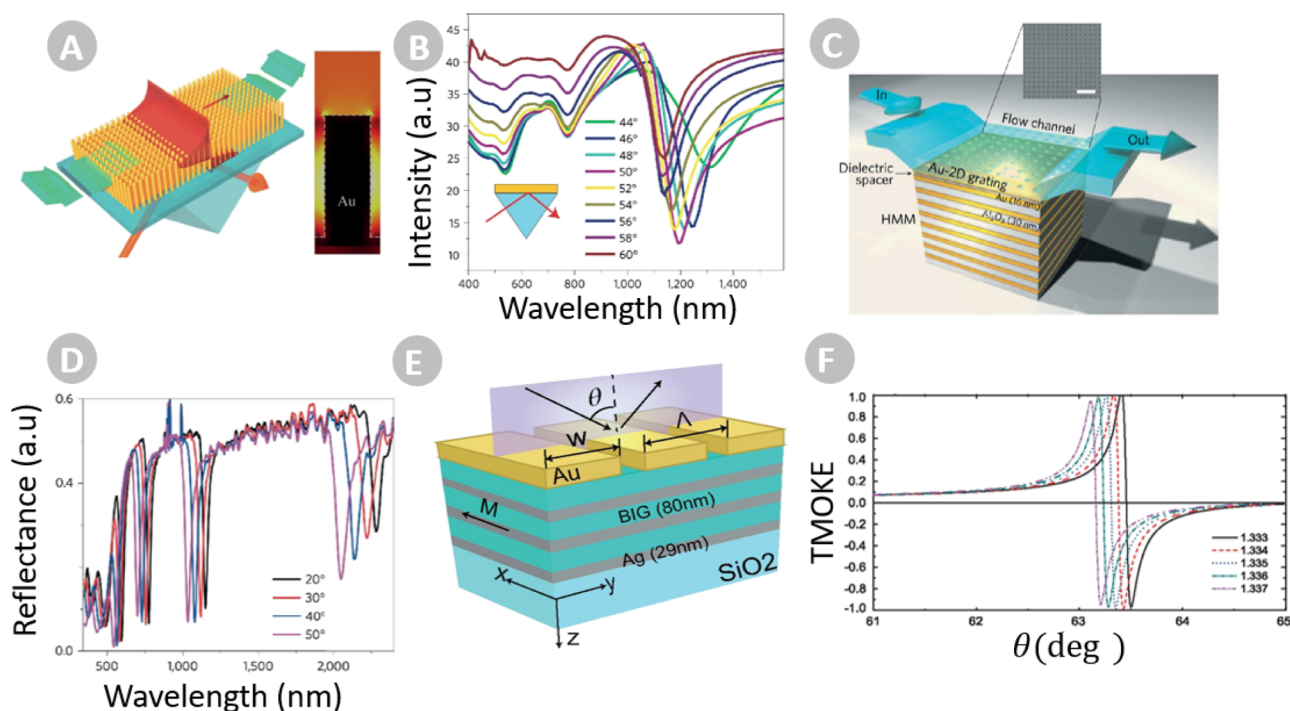


Figure 4. (a) Schematic of a conventional Kretschmann-like setup for plasmonic nanorod HMM biosensors and (b) their corresponding reflectance curves for different incident angles. Reproduced with permission from ref 144. Copyright 2009 Nature. The inset in (a) shows the electromagnetic field confinement in the volume of the nanorod array. Reproduced with permission from ref 145. Copyright 2022 OPG. (c) Illustration of a grating-coupler-based multilayer HMM biosensor with a fully integrated fluid flow channel. The inset shows a scanning electron microscopy image of the subwavelength gold diffraction grating on top of the HMM. (d) The reflectance spectra for the grating-coupler-HMM at different angles of incidence. Reproduced with permission from ref 146. Copyright 2016 Nature. The blue shift of resonance angles in (b) and (d) with increasing angle of incidence demonstrate that the VPP modes are guided modes. (e) Pictorial view of a MO-HMM comprising dielectric MO layers of bismuth-iron garnet (BIG) and Ag. (f) Fano-like TMOKE curves for the magnetoplasmonic structure in (e) when varying the superstrate refractive index from 1.333 to 1.337. Reproduced with permission from ref 149. Copyright 2022 ACS.

mechanisms of the nonlinearity are different, and real effects are known to be much larger than their virtual counterparts.

While a useful gain, the introduction of ENZ to modify the dispersion of thin films, does not result in a radical performance jump when compared to existing platforms. Additionally, optical loss (due to free carriers) was introduced. As a result, ENZ devices suffer a limited size and must contend with thermal build-up/dissipation that must be addressed to realize a high-frequency operation.^{107–110}

Although the fundamental gains in nonlinearity may not have been extreme, it is important to point out that the primary price paid is loss. In scenarios where devices are small, such loss may not be a large factor in performance (although thermal dissipation remains a concern). As a result, the use of the ENZ region to tailor the dispersion of a material is able to provide an order of magnitude increase in the nonlinearity over competing materials while maintaining a fast operation, a quite large bandwidth (~ 400 nm) in the highly relevant telecommunications spectrum, and with readily available materials whose properties can be easily tuned during growth.⁹ Additionally, a key benefit of the ENZ oxides is their impressive damage threshold. Routinely, experiments utilize irradiance levels of 10 to 1000 GW/cm² without permanent damage to the film.^{91,94,95,106} This allows ENZ to achieve large absolute changes in the refractive index ($\Delta n \sim 0.1-1$), despite only a marginally improved $n_{2,\text{eff}}$ value and, consequently, the large absolute changes to reflection, transmission, and absorption at normal incidence that have been observed. With this view, the question becomes how can we push the

strength of the base nonlinearity ($n_{2,\text{eff}}$) further to mitigate the need for such high irradiance levels? While gains are predicted when shifting ENZ to the mid infrared using lower-bandgap materials with lower doping levels,^{89,111} the tried-and-true method of adding structure is one avenue to continue to engineer the dispersion and improve nonlinear interactions.^{112–115} This can be done by structuring the base material (such as forming nanoresonators, i.e., meta antennas), coupling the material with a structured layer (such as plasmonic antennas)^{116–120} or by mixing multiple materials to achieve an effective ENZ property.^{96,121–123} In general, these approaches allow additional freedom to control the dispersion of the device by introducing resonance(s), anisotropy, or both. Recent efforts include coupling to ENZ/Berreman/plasmonic modes within thin layer(s),^{121,124–128} incorporating resonant metallic nanoantennas on top of an ENZ layer,^{103,129,130} and utilizing layered metal-dielectric stacks to produce an effective ENZ condition.^{96,131} These approaches have been successful in reducing the irradiance required to achieve strong control over nonlinear interactions to $\sim 1-10$ GW/cm² (a 10–100x reduction), as well as transitioning ENZ into the visible region where natural ENZ materials, such as the doped oxides, are unable to reach. However, these gains are not free. From our view of dispersion engineering, the introduction of structure incurs an additional price of reduced bandwidth (10–100 nm), may also require specific excitation conditions (e.g., specific angles of incidence or wavelengths), can lengthen the relaxation time due to nonlinear processes in the added material (e.g., 5–10 ps recovery in metals¹³²), and add overall

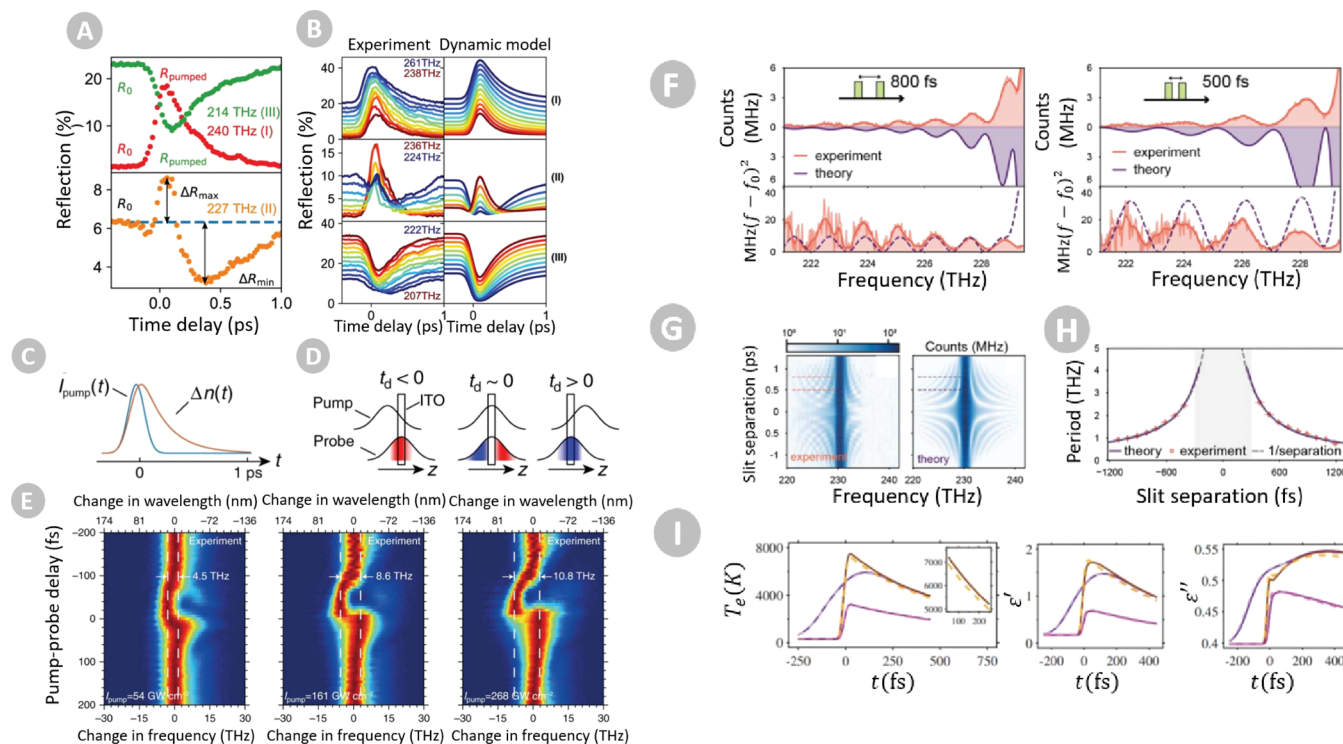


Figure 5. (a, b) All-optical switching of an ENZ plasmon resonance in ITO, showing subpicosecond amplitude modulation of a reflected signal produced by an ultrafast shift in its plasma frequency. Reproduced with permission from ref 192. Copyright 2021 Nature. (c, d) Illustration of a broadband frequency translation through time refraction in an ENZ material, and (e) its measurement in ITO for increasing pump intensities.¹⁷⁷ (f) Experimental measurement (red) and theoretical prediction (blue) of double-slit time diffraction, produced by shining two pump pulses separated by a delay of (left) 800 fs and (right) 500 fs, resulting in different diffraction fringes. Reproduced with permission from ref 178. Copyright 2023 Nature. (g) Experimental (left) and theoretical (right) field intensities from a double-slit time diffraction as a function of frequency and slit separation, quantitatively compared in panel (h). (i) Time-dependence of (left) the electron temperature, (middle) real and (right) imaginary parts of the ITO permittivity under optical pumping via (purple) a 220 fs pulse at an intensity of 22 GW/cm², (orange) a 20 fs pulse at 161 GW/cm² and (magenta) 30 fs at 22 GW/cm², clearly predicting femtosecond-scale responses in ITO. Reproduced with permission from ref 190. Copyright 2023 APS.

complexity. In total, these undercut some of the key strengths of the ENZ condition, whose ultimate practicality depends on the constraints of a particular application.

In summary, the ENZ condition provides several unique benefits to the nonlinear space founded in the control over material dispersion and also brings baggage in the form of optical loss and only a moderate enhancement. As such, it is not a straightforward solution to the challenges facing nonlinear applications and must be employed appropriately. The primary question facing the community is whether the benefit of ENZ can overcome its limitations and impact an application of relevance. While recent efforts have suggested avenues in pulse characterization,¹³³ frequency shifting,^{88,134–136} bistable devices,^{137,138} and THz generation,^{139,140} the work is ongoing. We see potential benefits in areas where control over high irradiances is needed or in scenarios where narrow operating bandwidths are utilized, as well as in the use of weakly resonant structures, such as plasmonic antennas, to provide a middle ground wherein the operational spectral bandwidth can remain reasonably broad (~ 100 nm) while gaining additional improvement to the nonlinearity.

■ HMM AND ENZ FOR SENSING APPLICATIONS

The unusual optical properties of HMM have proven to be useful for optical biosensors with unprecedented levels of sensitivity and resolution.^{141–143} Two prototypical HMM systems, comprising plasmonic nanorod arrays^{144,145} and

plasmonic/dielectric multilayers,¹⁴⁶ are illustrated in Figure 4a and c, respectively. These nanostructures support the so-called volume plasmon polariton (VPP) resonances, which are guided modes resulting from collective excitations of plasmonic resonances in the constituent multilayers^{147,148} or nanorods.^{144,145} In contrast to conventional surface plasmon polaritons (SPPs), VPPs have their associated electromagnetic fields largely concentrated in the volume of the metamaterial slab and decay exponentially in the superstrate region.^{144,146,148} The latter is demonstrated for the nanorod array in the inset of Figure 4a, where simulations of the near-field profile (under VPP resonance) around a single nanorod are shown. This unique feature has inspired two different mechanisms for biosensing applications. First, instead of using continuous flat films, the surfaces of the nanorods can be functionalized with bioreceptors to greatly increase the surface area in contact with the analyte region, producing sensitivity ($S = \Delta\lambda/\Delta n$) values even higher than 40000 nm/RIU (refractive index unit).^{144,145}

Nevertheless, the detection mechanism of plasmonic nanorod metamaterials requires the use of a Kretschmann-like setup, hindering miniaturization due to the need to use bulky prism couplers. Furthermore, plasmonic nanorod metamaterials exhibit a single and relatively broad VPP resonance in the infrared region, as can be observed from Figure 4b, which also limits the resolution levels. The second biosensing approach considers highly integrable grating-couplers for the excitation of VPPs in plasmonic/dielectric

multilayer HMM.¹⁴⁶ Figure 4d shows that various VPP resonances, ranging from infrared to visible wavelengths, are allowed in the multilayer HMM. Some of these resonance dips are narrower than the ones for nanorod metamaterials, yielding higher values for the figure-of-merit $FOM = \left(\frac{\Delta\lambda}{\Delta n}\right)\left(\frac{1}{\Delta\omega}\right)$ (where $\Delta\lambda$, Δn , and $\Delta\omega$ are the resonance shift, refractive index change, and full-width of the resonant dip at half-maximum), but with lower sensitivity ($S < 30000$ nm/RIU).¹⁴⁶ A recent proposal combined the advantages of both HMM biosensor configurations into a single structure (by using nanocavities in a multilayer HMM,¹⁵⁰ achieving detection limits down to the zeptomole range (i.e., a few tens of molecules).

Despite these breakthroughs, there are still challenges that need to be overcome. For example, the intrinsic ohmic losses of metallic inclusions induce wide resonance curves with large overlaps, which limits resolution when working with ultralow molecular weight analytes. In addition, biodetection is limited to achiral analytes, making it necessary to use fluorescence-enhanced biosensing techniques for the detection of chiral biomolecules.¹⁵⁰ Attempts to surpass these drawbacks include HMMs interfaced with chiral metasurfaces,¹⁵¹ new concepts for manufacturing hyperbolic,^{116,152,153} and ENZ metamaterials,¹⁵⁴ as well as the fabrication of magneto-optical (MO) and/or magnetically-active HMMs.^{118,155–159} In MO-HMMs one can take advantage of the transverse MO Kerr effect (TMOKE), with sharp Fano-like curves, to enhance the resolution levels of HMM-based biosensors,¹⁴⁹ following a similar approach previously introduced using magnetic nanostructures.^{160–166} To illustrate the last mechanism, we consider the grating coupled MO-HMM in Figure 4e, composed by alternating layers of dielectric MO material (BIG in this case) and Ag. Instead of using the reflectance curves (as in conventional non-MO HMM), we may use the TMOKE (as seen from Figure 4f) to reach FOM values as high as 840. In comparison to conventional HMM, achieving FOM up to 590, the use of MO-HMM enables a way to obtain highly enhanced resolution for biosensing applications. Furthermore, computer-aided optimization of the sensor design can be performed with artificial intelligence algorithms, which may not only improve resolution, but also the sensitivity of MO-HMM nanostructures.¹⁶⁷

■ ENZ MEDIA FOR TIME-VARYING PHOTONICS

The possibility of temporally modulating the optical properties of matter via ultrafast optical pumping is establishing a new paradigm for enhanced wave control.¹⁶⁸ While static nanophotonic platforms obey energy conservation and reciprocity, time-modulated systems can overcome these bounds, enabling new functionalities such as nonreciprocity,^{169–174} frequency generation¹⁷⁵ and translation,^{176,177} time-diffraction,¹⁷⁸ the engineering of photonic gauge fields,¹⁷⁹ and synthetic frequency dimensions,¹⁸⁰ as well as photonic Floquet matter,^{181,182} among others. While the field has witnessed dramatic progress at low frequencies, leading to, e.g., the first observation of photonic time-reflection¹⁸³ and temporal coherent wave control,¹⁸⁴ the prospect of unlocking this new wave-control paradigm at near-visible frequencies represents a unique opportunity to broaden and deepen the impact horizon amidst the current rise of photonic technology.¹⁸⁵

Following the pioneering demonstration of the unmatched strength of their nonlinearities,^{91,95} ENZ media, especially

ITO, have gained a spotlight in the quest to implement giant, ultrafast permittivity modulations at near-optical frequencies. Early explorations led to the observation of giant sub-ps amplitude modulation via ultrafast shifts of the ENZ frequency of ITO, both by exploiting the coupling to leaky modes¹⁸⁶ and to evanescent ones^{124,187} (Figure 5a,b).

Currently, efforts are shifting toward using ENZ media as efficient platforms for time-varying wave physics at near-optical frequencies to establish new paradigms for spectral control. Crucially, this endeavor necessarily entails probing the intrinsic modulation speeds available in these materials. A pioneering study demonstrated the temporal analogue of refraction at the interface between two media, a process whereby a change in the refractive index of one of them induces a change in the frequency of light while conserving its momentum.¹⁷⁷ By inducing a large change in the optical properties of a 620 nm ITO film, an extremely broadband and controllable frequency translation of up to 14.9 THz was observed in a copropagating probe (Figure 5c–e). At the quantum level, time-varying ITO in combination with gold nanoantennas has been exploited to spontaneously generate photon pairs from the quantum vacuum.¹⁸⁸ More recently, the temporal analogue of Young's double slit diffraction experiment in photonics was reported¹⁷⁸ (Figure 5f–h) more than 50 years after its prediction.¹⁸⁹ Most remarkably, this experiment revealed the unexpectedly fast nonlinear response of ITO,¹⁷⁸ estimating rise times of less than 10 fs, which sparked ongoing theoretical investigations on the nature of such unprecedented response times and the search for new materials exhibiting ultrafast responses of similar time scales. These studies are currently unveiling the key role of momentum conservation in the electron–phonon interaction in such low-electron-density Drude materials, which leads them to support 8-fold electron temperatures compared to standard plasmonic materials under analogous illumination conditions (Figure 5i).^{190,191}

Advances in the quest to achieve single-cycle modulation time scales at near-optical frequencies are further stimulating new theoretical developments toward the efficient modeling of time-varying media. Time-varying effects in subwavelength nanostructures introduce unique challenges,¹⁹³ as the spatial and temporal scales involved can span several orders of magnitude, and their resolution needs to be comparable in finite-differencing schemes to ensure numerical stability. In order to overcome adiabatic approximations,^{177,192} more efficient scattering paradigms and techniques are being steadily developed, including novel approaches to deal with the interplay between temporal dependence and frequency dispersion.^{194,195} At the heart of this, however, are fundamental theoretical challenges concerning boundary conditions and conservation laws for electromagnetic fields at temporal inhomogeneities, a field of intense ongoing investigation for basic electromagnetics research.^{181,196,197}

In turn, all these advances in the ultrafast, giant temporal modulation of ENZ media promise a plethora of exciting ideas to be tested in time-varying photonic platforms. Importantly, the possibility of strong modulations at single-cycle time scales may lead to the realization of temporal photonic crystals.¹⁹⁸ Furthermore, other exotic ideas may soon be realized, such as implementing spatiotemporal modulations¹⁹⁹ and non-parametric gain,^{200,201} chiral pulse amplification,²⁰² or Floquet topological modes.²⁰³ Further possibilities include enhanced emission and mirrorless lasing,¹⁹⁸ subdiffractional-mode excitation on non-structured surfaces,²⁰⁴ the spontaneous

generation of polariton pairs from the quantum vacuum through the dynamic Casimir effect,^{205–207} the control over all entanglement degrees of freedom of single photons,²⁰⁸ and the enhancement and tailoring of spontaneous emission of free electrons.²⁰⁹

Finally, in the context of the topic treated in this section, it is worth closing the circle by making a connection with a topic treated in the section **Engineering of Light and Thermal Emission in NZI Media**. In fact, new opportunities for the engineering of thermal emission are opened when NZI materials are modulated in time.²¹⁰ Time-modulation of the refractive index breaks key assumptions in the usual form of the fluctuation dissipation theorem²¹¹ and Kirchhoff's law,²¹² which form the basis of thermal emitters. Therefore, while thermal fluctuating currents are typically uncorrelated in frequency and space for conventional thermal emitters, time modulation leads to secondary currents that are correlated in frequency and space, opening the door to thermal emission with enhanced coherence and nontrivial photon correlations.²¹³ Furthermore, energy can be either pumped into a material or retracted from it as it is modulated in time, enabling “active” thermal emitters radiating outside the blackbody spectrum,²¹³ and acting as heat engines.²¹⁴ Thermal emission from NZI bodies is particularly sensitive to time modulation. For example, since the near-field of a fluctuating current scale as $E_{\text{NF}} \sim 1/(4\pi\epsilon r^3)$, ENZ bodies support very strong thermal fields within them. Temporal modulation is capable of releasing these fields, forming the dual of a spatial grating, which consists of a narrowband peak fixed at a given frequency, but whose radiation scans all wave-vectors, from near to far fields.²¹³

CONCLUSIONS

We highlighted the tremendous activity of a vibrant research community demonstrating the capabilities of NZI systems and HMM metamaterials to manipulate light-matter interactions in both the frequency and time domain. Engineering of $\epsilon(\vec{r},t)$, and consequently $n(\vec{r},t)$, around their near-zero value broadens the horizons in several areas, including light and thermal emission, nonlinear optics, and all-optical switching, as well as sensing and quantum applications. NZI materials are also a promising platform for exploring the emerging field of time-varying photonics.

Nevertheless, while providing several unique benefits and demonstrating the aforementioned breakthroughs, NZI and HMM research field still face challenges that need to be overcome such as intrinsic ohmic losses of metallic inclusions, reducing its applicability, for instance in sensing. Routes to boost performance of HMM biosensors include the use of nanocavities in multilayer metamaterials (to increase the sensitivity through enhanced electromagnetic field–analyte interactions) or MO effects (to improve resolution). Based on recent developments mentioned in this Perspective, we may foresee the use of plasmonic nanocavities in MO multilayer HMM for future ultrasensitive and ultrahigh resolution biosensors. Moreover, optical forces due to the highly confined electromagnetic fields into deep subwavelength plasmonic nanocavities can provide a way to beat the need to use binding tethers or labeling (e.g., fluorophores),^{215–217} improving device recyclability in future developments. Further exciting possibilities might also come from the field of ultrafast magnetism, as recently it has been shown the potential of

using ENZ materials for manipulating functional properties of solids.²¹⁸

In addition, as we discussed in the last section, ENZ media are also being employed as one of the main platforms for exploring photonics in time-varying media. The underlying reason is their unique capability to provide ultrafast and strong changes of their optical response in the near infrared through nonlinear effects rooted in nonequilibrium electron dynamics. Thus, ENZ materials provide a ground breaking platform for exploring new regimes of light-matter interactions. Amidst the quest for translating the growing, rich phenomenology of time-varying media toward the visible range, mounting experimental and theoretical evidence points at the prime role that ENZ media will play over the coming years, in turn feeding back new insights into their nontrivial nonequilibrium dynamics.

Finally, ENZ conditions provide several benefits to nonlinear optics thanks to the versatile control over material dispersion. Nevertheless, such a condition implies optical loss and moderate enhancement. We see potential benefits in areas where control over high irradiances is needed or in scenarios where narrow operating bandwidths are utilized, as well as in the use of weakly resonant structures, such as plasmonic antennas, to provide a middle ground wherein the operational spectral bandwidth can remain reasonably broad (~ 100 nm) while gaining additional improvement to the nonlinearity. To conclude, the fundamental question facing the community is whether the benefit of ENZ condition and hyperbolic dispersion can overcome their limitations to provide relevant applications. Nevertheless, we should look at the future with optimism, as the current advances in the field, in particular in engineering HMM structures for improving sensing capabilities or exploiting ohmic losses in the context of light and thermal emission modulation, as well as recent experimental breakthroughs in the field of time-varying media, make us confident that this field is thriving and will be full of surprises in the upcoming years.

AUTHOR INFORMATION

Corresponding Authors

Michaël Lobet – Department of Physics and Namur Institute of Structured Materials, University of Namur, 5000 Namur, Belgium; John A. Paulson School of Engineering and Applied Sciences, Harvard University, Cambridge, Massachusetts 02138, United States; orcid.org/0000-0002-4571-0212; Email: michael.lobet@unamur.be

Nicolò Maccaferri – Department of Physics, Umeå University, 90187 Umeå, Sweden; Department of Physics and Materials Science, University of Luxembourg, L-1511 Luxembourg, Luxembourg; orcid.org/0000-0002-0143-1510; Email: nicolo.maccaferri@umu.se

Authors

Nathaniel Kinsey – Department of Electrical and Computer Engineering, Virginia Commonwealth University, Richmond, Virginia 23284, United States; orcid.org/0000-0002-3825-5434

Iñigo Liberal – Department of Electrical, Electronic and Communications Engineering, Institute of Smart Cities (ISC), Public University of Navarre (UPNA), Pamplona 31006, Spain; orcid.org/0000-0003-1798-8513

Humeyra Caglayan – Faculty of Engineering and Natural Science, Photonics, Tampere University, 33720 Tampere, Finland; orcid.org/0000-0002-0656-614X

Paloma A. Huidobro – Departamento de Física Teórica de la Materia Condensada and Condensed Matter Physics Center (IFIMAC), Universidad Autónoma de Madrid, E-28049 Madrid, Spain; Instituto de Telecomunicações, Instituto Superior Técnico-University of Lisbon, Lisboa 1049-001, Portugal; orcid.org/0000-0002-7968-5158

Emanuele Galiffi – Photonics Initiative, Advanced Science Research Center, City University of New York, New York, New York 10027, United States

Jorge Ricardo Mejía-Salazar – National Institute of Telecommunications (Inatel), Santa Rita do Sapucaí 37540-000 MG, Brazil; orcid.org/0000-0003-1742-9957

Giovanna Palermo – Department of Physics, NLHT Lab, University of Calabria, 87036 Rende, Italy; CNR NANOTEC-Institute of Nanotechnology, Rende (CS), 87036 Rende, Italy

Zubin Jacob – Elmore Family School of Electrical and Computer Engineering, Purdue University, West Lafayette, Indiana 47907, United States; Birck Nanotechnology Center, Purdue University, West Lafayette, Indiana 47907, United States

Complete contact information is available at:

<https://pubs.acs.org/10.1021/acsp Photonics.3c00747>

Author Contributions

All the authors contributed equally to the writing of the manuscript. M.L. and N.M. led the introduction and conclusions parts, with contributions from I.L. and N.K. I.L. led the part on NZI-driven light emission, with contributions from M.L., H.C., and Z.J. N.K. led the nonlinear section, with contributions from H.C. and N.M. J.R.M.-S. led the sensing section with contributions from G.P. and N.M. P.A.H. and E.G. jointly led the time-varying media section, with contributions from I.L. M.L. and N.M. conceived the project and coordinated the work.

Funding

N.M. acknowledges support from the Swedish Research Council (Grant No. 2021-05784), Kempestiftelsen (Grant No. JCK-3122), the Wenner-Gren Foundation (Grant No. UPD2022-0074), the European Innovation Council (Grant No. 101046920 “iSenseDNA”), and European Commission (Grant No. 964363 “ProID”). M.L. is funded by the Fund for Scientific Research (F.R.S.-FNRS) of Belgium. N.K. acknowledges support from the National Science Foundation (1808928) and Air Force Office of Scientific Research (FA9550-22-1-0383). I.L. acknowledges support from the Ramón y Cajal Fellowship RYC2018-024123-I by MCIU/AEI/FEDER/UE and ERC Starting Grant 948504. H.C. acknowledges the financial support of the European Research Council (Starting Grant Project “aQUARium”; Agreement No. 802986). P.A.H. acknowledges support from the Spanish Ministry of Science and Innovation through the Ramón y Cajal Program (Grant No. RYC2021-031568-I) and the María de Maeztu Program for Units of Excellence in R&D (CEX2018-000805-M); from the CAM (Y2020/TCS-6545); and from the Fundação para a Ciência e a Tecnologia and Instituto de Telecomunicações (Projects UIDB/50008/2020, 2022.06797.PTDC, and UTAP-EXPL/NPN/0022/2021). E.G. acknowledges funding from the Simons Foundation through a Junior Fellowship of the Simons Society of Fellows (855344, E.G.). J.R.M.-S. thanks the financial support from the National Council for Scientific and Technological Develop-

ment-CNPq (314671/2021-8), Huawei, under the project Advanced Academic Education in Telecommunications Networks and Systems, Contract No. PPA6001-BRA23032110257684, and RNP, with resources from MCTIC, Grant No. 01245.010604/2020-14, under the Brazil 6G project of the Radiocommunication Reference Center (Centro de Referência em Radiocomunicações - CRR) of the National Institute of Telecommunications (Instituto Nacional de Telecomunicações - Inatel), Brazil. Z.J. acknowledges support from the U.S. Department of Energy (DOE), Office of Basic Sciences (Grant No. DE-SC0017717).

Notes

The authors declare no competing financial interest.

REFERENCES

- (1) Saleh, B. E. A.; Teich, M. C. *Fundamentals of Photonics*; Wiley-Interscience: Hoboken, NJ, 2001.
- (2) Maier, S. A. *Plasmonics: Fundamentals and Applications*; Springer US, 2007. DOI: [10.1007/0-387-37825-1](https://doi.org/10.1007/0-387-37825-1).
- (3) *Photonic Crystals: Molding the Flow of Light*, 2nd ed.; Joannopoulos, J. D., Ed.; Princeton University Press, 2008.
- (4) Novotny, L.; Hecht, B. *Principles of Nano-Optics*; Cambridge University Press, 2012. DOI: [10.1017/CBO9780511794193](https://doi.org/10.1017/CBO9780511794193).
- (5) Yablonovitch, E. Inhibited Spontaneous Emission in Solid-State Physics and Electronics. *Phys. Rev. Lett.* **1987**, *58* (20), 2059–2062.
- (6) John, S. Strong Localization of Photons in Certain Disordered Dielectric Superlattices. *Phys. Rev. Lett.* **1987**, *58* (23), 2486–2489.
- (7) Engheta, N.; Ziolkowski, R. W. *Metamaterials: Physics and Engineering Explorations*; Wiley-Interscience: Hoboken, NJ, 2010.
- (8) Liberal, I.; Engheta, N. Near-Zero Refractive Index Photonics. *Nature Photon* **2017**, *11* (3), 149–158.
- (9) Kinsey, N.; DeVault, C.; Boltasseva, A.; Shalae, V. M. Near-Zero-Index Materials for Photonics. *Nat. Rev. Mater.* **2019**, *4* (12), 742–760.
- (10) Vulis, D. I.; Reshef, O.; Camayd-Muñoz, P.; Mazur, E. Manipulating the Flow of Light Using Dirac-Cone Zero-Index Metamaterials. *Rep. Prog. Phys.* **2019**, *82* (1), 012001.
- (11) Poddubny, A.; Iorsh, I.; Belov, P.; Kivshar, Y. Hyperbolic Metamaterials. *Nature Photon* **2013**, *7* (12), 948–957.
- (12) Argyropoulos, C.; Estakhri, N. M.; Monticone, F.; Alù, A. Negative Refraction, Gain and Nonlinear Effects in Hyperbolic Metamaterials. *Opt. Express* **2013**, *21* (12), 15037.
- (13) Ferrari, L.; Wu, C.; Lepage, D.; Zhang, X.; Liu, Z. Hyperbolic Metamaterials and Their Applications. *Progress in Quantum Electronics* **2015**, *40*, 1–40.
- (14) Huo, P.; Zhang, S.; Liang, Y.; Lu, Y.; Xu, T. Hyperbolic Metamaterials and Metasurfaces: Fundamentals and Applications. *Adv. Optical Mater.* **2019**, *7* (14), 1801616.
- (15) Takayama, O.; Lavrinenko, A. V. Optics with Hyperbolic Materials [Invited]. *J. Opt. Soc. Am. B* **2019**, *36* (8), F38.
- (16) Palermo, G.; Sreekanth, K. V.; Strangi, G. Hyperbolic Dispersion Metamaterials and Metasurfaces. *EPJ. Appl. Metamat.* **2020**, *7*, 11.
- (17) Guo, Z.; Jiang, H.; Chen, H. Hyperbolic Metamaterials: From Dispersion Manipulation to Applications. *J. Appl. Phys.* **2020**, *127* (7), 071101.
- (18) Hecht, E. *Optics*, 5th ed.; Pearson Education, Inc: Boston, 2017.
- (19) Silveirinha, M.; Engheta, N. Tunneling of Electromagnetic Energy through Subwavelength Channels and Bends Using ϵ -Near-Zero Materials. *Phys. Rev. Lett.* **2006**, *97* (15), 157403.
- (20) Lobet, M.; Liberal, I.; Knall, E. N.; Alam, M. Z.; Reshef, O.; Boyd, R. W.; Engheta, N.; Mazur, E. Fundamental Radiative Processes in Near-Zero-Index Media of Various Dimensionalities. *ACS Photonics* **2020**, *7* (8), 1965–1970.
- (21) Hao, J.; Yan, W.; Qiu, M. Super-Reflection and Cloaking Based on Zero Index Metamaterial. *Appl. Phys. Lett.* **2010**, *96* (10), 101109.

- (22) Huang, X.; Lai, Y.; Hang, Z. H.; Zheng, H.; Chan, C. T. Dirac Cones Induced by Accidental Degeneracy in Photonic Crystals and Zero-Refractive-Index Materials. *Nat. Mater.* **2011**, *10* (8), 582–586.
- (23) Ploss, D.; Kriesch, A.; Etrich, C.; Engheta, N.; Peschel, U. Young's Double-Slit, Invisible Objects and the Role of Noise in an Optical Epsilon-near-Zero Experiment. *ACS Photonics* **2017**, *4* (10), 2566–2572.
- (24) Ziolkowski, R. Metamaterial-Based Source and Scattering Enhancements: From Microwave to Optical Frequencies. *Opto-Electronics Review* **2006**, *14* (3), 167–177.
- (25) Cai, W.; Šalaev, V. M. *Optical Metamaterials: Fundamentals and Applications*; Springer: New York, NY, Heidelberg, 2010.
- (26) Narimanov, E. E.; Kildishev, A. V. Naturally Hyperbolic. *Nature Photon* **2015**, *9* (4), 214–216.
- (27) Yoxall, E.; Schnell, M.; Nikitin, A. Y.; Txoperena, O.; Woessner, A.; Lundeberg, M. B.; Casanova, F.; Hueso, L. E.; Koppens, F. H. L.; Hillenbrand, R. Direct Observation of Ultraslow Hyperbolic Polariton Propagation with Negative Phase Velocity. *Nature Photon* **2015**, *9* (10), 674–678.
- (28) Li, P.; Dolado, I.; Alfaro-Mozaz, F. J.; Nikitin, A. Yu.; Casanova, F.; Hueso, L. E.; Vélez, S.; Hillenbrand, R. Optical Nanoimaging of Hyperbolic Surface Polaritons at the Edges of van Der Waals Materials. *Nano Lett.* **2017**, *17* (1), 228–235.
- (29) Govyadinov, A. A.; Konečná, A.; Chuvilin, A.; Vélez, S.; Dolado, I.; Nikitin, A. Y.; Lopatin, S.; Casanova, F.; Hueso, L. E.; Aizpurua, J.; Hillenbrand, R. Probing Low-Energy Hyperbolic Polaritons in van Der Waals Crystals with an Electron Microscope. *Nat. Commun.* **2017**, *8* (1), 95.
- (30) Dai, S.; Tymchenko, M.; Yang, Y.; Ma, Q.; Pita-Vidal, M.; Watanabe, K.; Taniguchi, T.; Jarillo-Herrero, P.; Fogler, M. M.; Alù, A.; Basov, D. N. Manipulation and Steering of Hyperbolic Surface Polaritons in Hexagonal Boron Nitride. *Adv. Mater.* **2018**, *30* (16), 1706358.
- (31) Dai, S.; Quan, J.; Hu, G.; Qiu, C.-W.; Tao, T. H.; Li, X.; Alù, A. Hyperbolic Phonon Polaritons in Suspended Hexagonal Boron Nitride. *Nano Lett.* **2019**, *19* (2), 1009–1014.
- (32) Ma, W.; Hu, G.; Hu, D.; Chen, R.; Sun, T.; Zhang, X.; Dai, Q.; Zeng, Y.; Alù, A.; Qiu, C.-W.; Li, P. Ghost Hyperbolic Surface Polaritons in Bulk Anisotropic Crystals. *Nature* **2021**, *596* (7872), 362–366.
- (33) Passler, N. C.; Ni, X.; Hu, G.; Matson, J. R.; Carini, G.; Wolf, M.; Schubert, M.; Alù, A.; Caldwell, J. D.; Folland, T. G.; Paarmann, A. Hyperbolic Shear Polaritons in Low-Symmetry Crystals. *Nature* **2022**, *602* (7898), 595–600.
- (34) Liberal, I.; Engheta, N. Zero-Index Structures as an Alternative Platform for Quantum Optics. *Proc. Natl. Acad. Sci. U.S.A.* **2017**, *114* (5), 822–827.
- (35) Liberal, I.; Engheta, N. Nonradiating and Radiating Modes Excited by Quantum Emitters in Open Epsilon-near-Zero Cavities. *Sci. Adv.* **2016**, *2* (10), No. e1600987.
- (36) Vesseur, E. J. R.; Coenen, T.; Caglayan, H.; Engheta, N.; Polman, A. Experimental Verification of $n = 0$ Structures for Visible Light. *Phys. Rev. Lett.* **2013**, *110* (1), 013902.
- (37) So, J.-K.; Yuan, G. H.; Soci, C.; Zheludev, N. I. Enhancement of Luminescence of Quantum Emitters in Epsilon-near-Zero Waveguides. *Appl. Phys. Lett.* **2020**, *117* (18), 181104.
- (38) Contractor, R.; Noh, W.; Redjem, W.; Qarony, W.; Martin, E.; Dhuey, S.; Schwartzberg, A.; Kanté, B. Scalable Single-Mode Surface-Emitting Laser via Open-Dirac Singularities. *Nature* **2022**, *608* (7924), 692–698.
- (39) Lončar, M.; Yoshie, T.; Scherer, A.; Gogna, P.; Qiu, Y. Low-Threshold Photonic Crystal Laser. *Appl. Phys. Lett.* **2002**, *81* (15), 2680–2682.
- (40) Bohnet, J. G.; Chen, Z.; Weiner, J. M.; Meiser, D.; Holland, M. J.; Thompson, J. K. A Steady-State Superradiant Laser with Less than One Intracavity Photon. *Nature* **2012**, *484* (7392), 78–81.
- (41) Liberal, I.; Ziolkowski, R. W. Nonperturbative Decay Dynamics in Metamaterial Waveguides. *Appl. Phys. Lett.* **2021**, *118* (11), 111103.
- (42) Bello, M.; Platero, G.; González-Tudela, A. Spin Many-Body Phases in Standard- and Topological-Waveguide QED Simulators. *PRX Quantum* **2022**, *3* (1), 010336.
- (43) Fleury, R.; Alù, A. Enhanced Superradiance in Epsilon-near-Zero Plasmonic Channels. *Phys. Rev. B* **2013**, *87* (20), 201101.
- (44) Mello, O.; Li, Y.; Camayd-Muñoz, S. A.; DeVault, C.; Lobet, M.; Tang, H.; Lončar, M.; Mazur, E. Extended Many-Body Superradiance in Diamond Epsilon near-Zero Metamaterials. *Appl. Phys. Lett.* **2022**, *120* (6), 061105.
- (45) Sokhoyan, R.; Atwater, H. A. Quantum Optical Properties of a Dipole Emitter Coupled to an ϵ -near-Zero Nanoscale Waveguide. *Opt. Express* **2013**, *21* (26), 32279.
- (46) Özgün, E.; Ozbay, E.; Caglayan, H. Tunable Zero-Index Photonic Crystal Waveguide for Two-Qubit Entanglement Detection. *ACS Photonics* **2016**, *3* (11), 2129–2133.
- (47) Liberal, I.; Engheta, N. Multiqubit Subradiant States in N-Port Waveguide Devices: ϵ -and- μ -near-Zero Hubs and Nonreciprocal Circulators. *Phys. Rev. A* **2018**, *97* (2), 022309.
- (48) Li, Y.; Nemilentsau, A.; Argyropoulos, C. Resonance Energy Transfer and Quantum Entanglement Mediated by Epsilon-near-Zero and Other Plasmonic Waveguide Systems. *Nanoscale* **2019**, *11* (31), 14635–14647.
- (49) Issah, I.; Habib, M.; Caglayan, H. Long-Range Qubit Entanglement via Rolled-up Zero-Index Waveguide. *Nanophotonics* **2021**, *10* (18), 4579–4589.
- (50) Aspect, A.; Grangier, P.; Roger, G. Experimental Realization of Einstein-Podolsky-Rosen-Bohm Gedankenexperiment: A New Violation of Bell's Inequalities. *Phys. Rev. Lett.* **1982**, *49* (2), 91–94.
- (51) Aspect, A.; Dalibard, J.; Roger, G. Experimental Test of Bell's Inequalities Using Time-Varying Analyzers. *Phys. Rev. Lett.* **1982**, *49* (25), 1804–1807.
- (52) Martín-Cano, D.; González-Tudela, A.; Martín-Moreno, L.; García-Vidal, F. J.; Tejedor, C.; Moreno, E. Dissipation-Driven Generation of Two-Qubit Entanglement Mediated by Plasmonic Waveguides. *Phys. Rev. B* **2011**, *84* (23), 235306.
- (53) Bittencourt, V. A. S. V.; Liberal, I.; Viola Kusminskiy, S. Optomagnonics in Dispersive Media: Magnon-Photon Coupling Enhancement at the Epsilon-near-Zero Frequency. *Phys. Rev. Lett.* **2022**, *128* (18), 183603.
- (54) Bittencourt, V. A. S. V.; Liberal, I.; Viola Kusminskiy, S. Light Propagation and Magnon-Photon Coupling in Optically Dispersive Magnetic Media. *Phys. Rev. B* **2022**, *105* (1), 014409.
- (55) Einstein, A. Zur Quantentheorie Der Strahlung. *Mitteilungen Phys. Ges. Zür* **1916**, *16*, 47–62.
- (56) Einstein, A. Zur Quantentheorie Der Strahlung. *Phys. Z.* **1917**, *18*, 121–128.
- (57) Lobet, M.; Liberal, I.; Vertchenko, L.; Lavrinenko, A. V.; Engheta, N.; Mazur, E. Momentum Considerations inside Near-Zero Index Materials. *Light Sci. Appl.* **2022**, *11* (1), 110.
- (58) Minkowski, H. Die Grundgleichungen für die elektromagnetischen Vorgänge in bewegten Körpern. *Math. Ann.* **1910**, *68* (4), 472–525.
- (59) Abraham, M. Zur Elektrodynamik Bewegter Körper. *Rendiconti Circolo Mater. Palermo* **1909**, *28*, 1.
- (60) Abraham, M. Sull'elettrodinamica Di Minkowski. *Rendiconti Circolo Mater. Palermo* **1910**, *30*, 33–46.
- (61) Barnett, S. M. Resolution of the Abraham-Minkowski Dilemma. *Phys. Rev. Lett.* **2010**, *104* (7), 070401.
- (62) Leonhardt, U. Momentum in an Uncertain Light. *Nature* **2006**, *444* (7121), 823–824.
- (63) Kinsey, N. Developing Momentum in Vanishing Index Photonics. *Light Sci. Appl.* **2022**, *11* (1), 148.
- (64) Fan, S. Thermal Photonics and Energy Applications. *Joule* **2017**, *1* (2), 264–273.
- (65) Li, W.; Fan, S. Nanophotonic Control of Thermal Radiation for Energy Applications [Invited]. *Opt. Express* **2018**, *26* (12), 15995.
- (66) Picardi, M. F.; Nimje, K. N.; Papadakis, G. T. Dynamic Modulation of Thermal Emission—A Tutorial. *J. Appl. Phys.* **2023**, *133* (11), 111101.

- (67) Liberal, I.; Engheta, N. Manipulating Thermal Emission with Spatially Static Fluctuating Fields in Arbitrarily Shaped Epsilon-near-Zero Bodies. *Proc. Natl. Acad. Sci. U.S.A.* **2018**, *115* (12), 2878–2883.
- (68) Molesky, S.; Dewald, C. J.; Jacob, Z. High Temperature Epsilon-near-Zero and Epsilon-near-Pole Metamaterial Emitters for Thermophotovoltaics. *Opt. Express* **2013**, *21* (S1), A96.
- (69) Dyachenko, P. N.; Molesky, S.; Petrov, A. Y.; Störmer, M.; Krekeler, T.; Lang, S.; Ritter, M.; Jacob, Z.; Eich, M. Controlling Thermal Emission with Refractory Epsilon-near-Zero Metamaterials via Topological Transitions. *Nat. Commun.* **2016**, *7* (1), 11809.
- (70) Sievenpiper, D.; Zhang, L.; Broas, R. F. J.; Alexopolous, N. G.; Yablonovitch, E. High-Impedance Electromagnetic Surfaces with a Forbidden Frequency Band. *IEEE Trans. Microwave Theory Techn.* **1999**, *47* (11), 2059–2074.
- (71) Feresidis, A. P.; Goussetis, G.; Wang, S.; Vardaxoglou, J. C. Artificial Magnetic Conductor Surfaces and Their Application to Low-Profile High-Gain Planar Antennas. *IEEE Trans. Antennas Propagat.* **2005**, *53* (1), 209–215.
- (72) Navajas, D.; Pérez-Escudero, J. M.; Liberal, I. Spectrally Stable Thermal Emitters Enabled by Material-Based High-Impedance Surfaces. *Nanoscale Adv.* **2023**, *5* (3), 650–658.
- (73) Pérez-Escudero, J. M.; Buldain, I.; Beruete, M.; Goicoechea, J.; Liberal, I. Silicon Carbide as a Material-Based High-Impedance Surface for Enhanced Absorption within Ultra-Thin Metallic Films. *Opt. Express* **2020**, *28* (21), 31624.
- (74) Kim, B. G.; Garmire, E.; Hummel, S. G.; Dapkus, P. D. Nonlinear Bragg Reflector Based on Saturable Absorption. *Appl. Phys. Lett.* **1989**, *54* (12), 1095–1097.
- (75) Keller, U.; Weingarten, K. J.; Kartner, F. X.; Kopf, D.; Braun, B.; Jung, I. D.; Fluck, R.; Honninger, C.; Matuschek, N.; Aus Der Au, J. Semiconductor Saturable Absorber Mirrors (SESAM's) for Femtosecond to Nanosecond Pulse Generation in Solid-State Lasers. *IEEE J. Select. Topics Quantum Electron.* **1996**, *2* (3), 435–453.
- (76) Jung, I. D.; Kärtner, F. X.; Matuschek, N.; Sutter, D. H.; Morier-Genoud, F.; Shi, Z.; Scheuer, V.; Tilsch, M.; Tschudi, T.; Keller, U. Semiconductor Saturable Absorber Mirrors Supporting Sub-10-Fs Pulses. *Applied Physics B: Lasers and Optics* **1997**, *65* (2), 137–150.
- (77) Wu, S.-T.; Wu, C.-S.; Lim, K.-C.; Hsu, T.-Y. Patent Application No. 08/552412, June 2, 1998.
- (78) Martinsen, G.; Havig, P.; Dykes, J.; Kuyk, T.; McLin, L. In *Night Vision Goggles, Laser Eye Protection, and Cockpit Displays*; Brown, R. W., Reese, C. E., Marasco, P. L., Harding, T. H., Eds.; Defense and Security Symposium, Orlando, Florida, U.S.A., 2007; p 65570V. DOI: 10.1117/12.720864.
- (79) Khurgin, J. Electro-optical Switching and Bistability in Coupled Quantum Wells. *Appl. Phys. Lett.* **1989**, *54* (25), 2589–2591.
- (80) Boyd, R. W. *Nonlinear Opt.*, 3rd ed.; Elsevier, Academic Press: Amsterdam; Heidelberg, 2008.
- (81) Miller, D. A. B.; Feuer, M. D.; Chang, T. Y.; Shunk, S. C.; Henry, J. E.; Burrows, D. J.; Chemla, D. S. Field-Effect Transistor Self-Electrooptic Effect Device: Integrated Photodiode, Quantum Well Modulator and Transistor. *IEEE Photon. Technol. Lett.* **1989**, *1* (3), 62–64.
- (82) Miller, D. A. B. The Role of Optics in Computing. *Nature Photon* **2010**, *4* (7), 406–406.
- (83) Ambs, P. Optical Computing: A 60-Year Adventure. *Advances in Optical Technologies* **2010**, *2010*, 1–15.
- (84) Hau, L. V.; Harris, S. E.; Dutton, Z.; Behroozi, C. H. Light Speed Reduction to 17 Metres per Second in an Ultracold Atomic Gas. *Nature* **1999**, *397* (6720), 594–598.
- (85) Krauss, T. F. Why Do We Need Slow Light? *Nature Photon* **2008**, *2* (8), 448–450.
- (86) Khurgin, J. B. Slow Light in Various Media: A Tutorial. *Adv. Opt. Photon.* **2010**, *2* (3), 287.
- (87) Boyd, R. W. Material Slow Light and Structural Slow Light: Similarities and Differences for Nonlinear Optics [Invited]. *J. Opt. Soc. Am. B* **2011**, *28* (12), A38.
- (88) Khurgin, J. B.; Clerici, M.; Bruno, V.; Caspani, L.; DeVault, C.; Kim, J.; Shaltout, A.; Boltasseva, A.; Shalaev, V. M.; Ferrera, M.; Faccio, D.; Kinsey, N. Adiabatic Frequency Shifting in Epsilon-near-Zero Materials: The Role of Group Velocity. *Optica* **2020**, *7* (3), 226.
- (89) Khurgin, J. B.; Clerici, M.; Kinsey, N. Fast and Slow Nonlinearities in Epsilon-Near-Zero Materials. *Laser & Photonics Reviews* **2021**, *15* (2), 2000291.
- (90) Kinsey, N.; DeVault, C.; Boltasseva, A.; Shalaev, V. M. V. M. Near-Zero-Index Materials for Photonics. *Nature Reviews Materials* **2019**, *4* (12), 742–760.
- (91) Reshef, O.; De Leon, I.; Alam, M. Z.; Boyd, R. W. Nonlinear Optical Effects in Epsilon-near-Zero Media. *Nat. Rev. Mater.* **2019**, *4* (8), 535–551.
- (92) Fruhling, C.; Ozlu, M. G.; Saha, S.; Boltasseva, A.; Shalaev, V. M. Understanding All-Optical Switching at the Epsilon-near-Zero Point: A Tutorial Review. *Appl. Phys. B: Laser Opt.* **2022**, *128* (2), 34.
- (93) Kinsey, N.; DeVault, C.; Kim, J.; Ferrera, M.; Shalaev, V. M.; Boltasseva, A. Epsilon-near-Zero Al-Doped ZnO for Ultrafast Switching at Telecom Wavelengths. *Optica* **2015**, *2* (7), 616–622.
- (94) Caspani, L.; Kaipurath, R. P. M.; Clerici, M.; Ferrera, M.; Roger, T.; Kim, J.; Kinsey, N.; Pietrzyk, M.; Di Falco, A.; Shalaev, V. M.; Boltasseva, A.; Faccio, D. Enhanced Nonlinear Refractive Index in Epsilon-near-Zero Materials. *Phys. Rev. Lett.* **2016**, *116* (23), 239901.
- (95) Alam, M. Z.; De Leon, I.; Boyd, R. W. Large Optical Nonlinearity of Indium Tin Oxide in Its Epsilon-near-Zero Region. *Science* **2016**, *352* (6287), 795–797.
- (96) Rashed, A. R.; Yildiz, B. C.; Ayyagari, S. R.; Caglayan, H. Hot Electron Dynamics in Ultrafast Multilayer Epsilon-near-Zero Metamaterials. *Phys. Rev. B* **2020**, *101* (16), 165301.
- (97) Kuttruff, J.; Garoli, D.; Allerbeck, J.; Krahn, R.; De Luca, A.; Brida, D.; Caligiuri, V.; Maccaferri, N. Ultrafast All-Optical Switching Enabled by Epsilon-near-Zero-Tailored Absorption in Metal-Insulator Nanocavities. *Commun. Phys.* **2020**, *3* (1), 114.
- (98) Boyd, R. *Nonlinear Opt.*, 3rd ed.; Elsevier: Burlington, MA, 2008.
- (99) Dinu, M.; Quochi, F.; Garcia, H. Third-Order Nonlinearities in Silicon at Telecom Wavelengths. *Appl. Phys. Lett.* **2003**, *82* (18), 2954–2956.
- (100) Hurlbut, W. C.; Lee, Y.-S.; Vodopyanov, K. L.; Kuo, P. S.; Fejer, M. M. Multiphoton Absorption and Nonlinear Refraction of GaAs in the Mid-Infrared. *Opt. Lett.* **2007**, *32* (6), 668.
- (101) Benis, S.; Munera, N.; Acuña, R.; Hagan, D. J.; Van Stryland, E. W. Nonlinear Fresnel Coefficients Due to Giant Ultrafast Nonlinearities in Indium Tin Oxide (Conference Presentation). In *Ultrafast Phenomena and Nanophotonics XXIII*; Betz, M., Elezzabi, A. Y., Eds.; SPIE, 2019; Vol. 10916, p 35. DOI: 10.1117/12.2510690.
- (102) Ball, A.; Secondo, R.; Diroll, B. T.; Fomra, D.; Ding, K.; Avrutin, V.; Özgür, D. C.; Kinsey, N. Gallium-Doped Zinc Oxide: Nonlinear Reflection and Transmission Measurements and Modeling in the ENZ Region. *Journal of Physics: Photonics* **2023**, *5* (2), 024001.
- (103) Alam, M. Z.; Schulz, S. A.; Upham, J.; De Leon, I.; Boyd, R. W. Large Optical Nonlinearity of Nanoantennas Coupled to an Epsilon-near-Zero Material. *Nat. Photonics* **2018**, *12* (2), 79–83.
- (104) Benis, S.; Munera, N.; Faryadras, S.; Van Stryland, E. W.; Hagan, D. J. Extremely Large Nondegenerate Nonlinear Index and Phase Shift in Epsilon-near-Zero Materials [Invited]. *Optical Materials Express* **2022**, *12* (10), 3856.
- (105) Benjamin, S. D.; Loka, H. S.; Othonos, A.; Smith, P. W. E. Ultrafast Dynamics of Nonlinear Absorption in Low-temperature-grown GaAs. *Appl. Phys. Lett.* **1996**, *68* (18), 2544–2546.
- (106) Vermeulen, N.; Espinosa, D.; Ball, A.; Ballato, J.; Boucaud, P.; Boudubs, G.; Campos, C. L. A. V.; Dragic, P.; Gomes, A. S. L.; Huttunen, M. J.; Kinsey, N.; Mildren, R.; Neshev, D.; Padilha, L. A.; Pu, M.; Secondo, R.; Tokunaga, E.; Turchinovich, D.; Yan, J.; Yvind, K.; Dolgaleva, K.; Van Stryland, E. W. Post-2000 Nonlinear Optical Materials and Measurements: Data Tables and Best Practices. *Journal of Physics: Photonics* **2023**, *5* (3), 035001.
- (107) Kinsey, N.; Khurgin, J. Nonlinear Epsilon-near-Zero Materials Explained: An Opinion. *Optical Materials Express* **2019**, *9* (7), 2793.

- (108) Khurgin, J. B. How to Deal with the Loss in Plasmonics and Metamaterials. *Nat. Nanotechnol.* **2015**, *10* (1), 2–6.
- (109) Khurgin, J. B.; Sun, G. Third-Order Nonlinear Plasmonic Materials: Enhancement and Limitations. *Phys. Rev. A* **2013**, *88* (5), 053838.
- (110) Javani, M. H.; Stockman, M. I. Real and Imaginary Properties of Epsilon-Near-Zero Materials. *Phys. Rev. Lett.* **2016**, *117* (10), 107404.
- (111) Secondo, R.; Khurgin, J.; Kinsey, N. Absorptive Loss and Band Non-Parabolicity as a Physical Origin of Large Nonlinearity in Epsilon-near-Zero Materials. *Optical Materials Express* **2020**, *10* (7), 1545.
- (112) Hau, L. V.; Harris, S. E.; Dutton, Z.; Behroozi, C. H. Light Speed Reduction to 17 Metres per Second in an Ultracold Atomic Gas. *Nature* **1999**, *397* (6720), 594–598.
- (113) Boller, K. J.; Imamoglu, A.; Harris, S. E. Observation of Electromagnetically Induced Transparency. *Phys. Rev. Lett.* **1991**, *66* (20), 2593.
- (114) Boyd, R. W. Material Slow Light and Structural Slow Light: Similarities and Differences for Nonlinear Optics [Invited]. *Journal of the Optical Society of America B* **2011**, *28* (12), A38.
- (115) Khurgin, J. B. Slow Light in Various Media: A Tutorial. *Advances in Optics and Photonics* **2010**, *2* (3), 287.
- (116) Maccaferri, N.; Zhao, Y.; Isoniemi, T.; Iarossi, M.; Parracino, A.; Strangi, G.; De Angelis, F. Hyperbolic Meta-Antennas Enable Full Control of Scattering and Absorption of Light. *Nano Lett.* **2019**, *19* (3), 1851–1859.
- (117) Isoniemi, T.; Maccaferri, N.; Ramasse, Q. M.; Strangi, G.; De Angelis, F. Electron Energy Loss Spectroscopy of Bright and Dark Modes in Hyperbolic Metamaterial Nanostructures. *Adv. Optical Mater.* **2020**, *8* (13), 2000277.
- (118) Kutttruff, J.; Gabbani, A.; Petrucci, G.; Zhao, Y.; Iarossi, M.; Pedrueza-Villalmanzo, E.; Dmitriev, A.; Parracino, A.; Strangi, G.; De Angelis, F.; Brida, D.; Pineider, F.; Maccaferri, N. Magneto-Optical Activity in Nonmagnetic Hyperbolic Nanoparticles. *Phys. Rev. Lett.* **2021**, *127* (21), 217402.
- (119) Maccaferri, N.; Zilli, A.; Isoniemi, T.; Ghirardini, L.; Iarossi, M.; Finazzi, M.; Celebrano, M.; De Angelis, F. Enhanced Nonlinear Emission from Single Multilayered Metal-Dielectric Nanocavities Resonating in the Near-Infrared. *ACS Photonics* **2021**, *8* (2), 512–520.
- (120) Dhama, R.; Habib, M.; Rashed, A. R.; Caglayan, H. Unveiling Long-Lived Hot-Electron Dynamics via Hyperbolic Meta-Antennas. *Nano Lett.* **2023**, *23* (8), 3122–3127.
- (121) Kutttruff, J.; Garoli, D.; Allerbeck, J.; Krahe, R.; De Luca, A.; Brida, D.; Caligiuri, V.; Maccaferri, N. Ultrafast All-Optical Switching Enabled by Epsilon-near-Zero-Tailored Absorption in Metal-Insulator Nanocavities. *Communications Physics* **2020**, *3* (1), 114.
- (122) Pianelli, A.; Dhama, R.; Judek, J.; Mazur, R.; Caglayan, H. Two-Color All-Optical Switching in Si-Compatible Epsilon-near-Zero Hyperbolic Metamaterials. *arXiv:2305.06731 [physics.optics]* **2023**, na.
- (123) Caligiuri, V.; Pianelli, A.; Miscuglio, M.; Patra, A.; Maccaferri, N.; Caputo, R.; De Luca, A. Near- and Mid-Infrared Graphene-Based Photonic Architectures for Ultrafast and Low-Power Electro-Optical Switching and Ultra-High Resolution Imaging. *ACS Appl. Nano Mater.* **2020**, *3* (12), 12218–12230.
- (124) Bohn, J.; Luk, T. S.; Tollerton, C.; Hutchings, S. W.; Brener, I.; Horsley, S.; Barnes, W. L.; Hendry, E. All-Optical Switching of an Epsilon-near-Zero Plasmon Resonance in Indium Tin Oxide. *Nat. Commun.* **2021**, *12* (1), 1017.
- (125) Yang, Y.; Kelley, K.; Sachet, E.; Campione, S.; Luk, T. S.; Maria, J.-P.; Sinclair, M. B.; Brener, I. Femtosecond Optical Polarization Switching Using a Cadmium Oxide-Based Perfect Absorber. *Nature Photon* **2017**, *11* (6), 390–395.
- (126) Vassant, S.; Hugonin, J.-P.; Marquier, F.; Greffet, J.-J. Berreman Mode and Epsilon near Zero Mode. *Opt. Express* **2012**, *20* (21), 23971.
- (127) Li, A.; Reutzel, M.; Wang, Z.; Novko, D.; Gumhalter, B.; Petek, H. Plasmonic Photoemission from Single-Crystalline Silver. *ACS Photonics* **2021**, *8* (1), 247–258.
- (128) Reutzel, M.; Li, A.; Gumhalter, B.; Petek, H. Nonlinear Plasmonic Photoelectron Response of Ag(111). *Phys. Rev. Lett.* **2019**, *123* (1), 017404.
- (129) Bruno, V.; DeVault, C.; Vezzoli, S.; Kudyshev, Z.; Huq, T.; Mignuzzi, S.; Jacassi, A.; Saha, S.; Shah, Y. D.; Maier, S. A.; Cumming, D. R. S.; Boltasseva, A.; Ferrera, M.; Clerici, M.; Faccio, D.; Sapienza, R.; Shalaev, V. M. Negative Refraction in Time-Varying Strongly Coupled Plasmonic-Antenna-Epsilon-Near-Zero Systems. *Phys. Rev. Lett.* **2020**, *124* (4), 043902.
- (130) Bruno, V.; Vezzoli, S.; DeVault, C.; Carnemolla, E.; Ferrera, M.; Boltasseva, A.; Shalaev, V. M.; Faccio, D.; Clerici, M. Broad Frequency Shift of Parametric Processes in Epsilon-Near-Zero Time-Varying Media. *Applied Sciences* **2020**, *10* (4), 1318.
- (131) Suresh, S.; Reshef, O.; Alam, M. Z.; Upham, J.; Karimi, M.; Boyd, R. W. Enhanced Nonlinear Optical Responses of Layered Epsilon-near-Zero Metamaterials at Visible Frequencies. *ACS Photonics* **2021**, *8* (1), 125–129.
- (132) Hohlfeld, J.; Wellershoff, S. S.; GÜdde, J.; Conrad, U.; Jähnke, V.; Matthias, E. Electron and Lattice Dynamics Following Optical Excitation of Metals. *Chem. Phys.* **2000**, *251* (1), 237–258.
- (133) Jaffray, W.; Belli, F.; Carnemolla, E. G.; Dobas, C.; Mackenzie, M.; Travers, J.; Kar, A. K.; Clerici, M.; DeVault, C.; Shalaev, V. M.; Boltasseva, A.; Ferrera, M. Near-Zero-Index Ultra-Fast Pulse Characterization. *Nat. Commun.* **2022**, *13* (1), 3536.
- (134) Shaltout, A.; Clerici, M.; Kinsey, N.; Kaipurath, R.; Kim, J.; Carnemolla, E. G.; Faccio, D.; Boltasseva, A.; Shalaev, V. M.; Ferrera, M. Doppler-Shift Emulation Using Highly Time-Refracting TCO Layer. In *Conference on Lasers and Electro-Optics*, San Jose, California, U.S.A., June 5–10, 2016, OSA: Washington, D.C., 2016; p FF2D.6. DOI: 10.1364/CLEO_QELS.2016.FF2D.6.
- (135) Pang, K.; Alam, M. Z.; Zhou, Y.; Liu, C.; Reshef, O.; Manukyan, K.; Voegtle, M.; Pennathur, A.; Tseng, C.; Su, X.; Song, H.; Zhao, Z.; Zhang, R.; Song, H.; Hu, N.; Alaiman, A.; Dawlaty, J. M.; Boyd, R. W.; Tur, M.; Willner, A. E. Adiabatic Frequency Conversion Using a Time-Varying Epsilon-Near-Zero Metasurface. *Nano Lett.* **2021**, *21* (14), 5907–5913.
- (136) Bruno, V.; DeVault, C.; Vezzoli, S.; Kudyshev, Z.; Huq, T.; Mignuzzi, S.; Jacassi, A.; Saha, S.; Shah, Y. D.; Maier, S. A.; Cumming, D. R. S.; Boltasseva, A.; Ferrera, M.; Clerici, M.; Faccio, D.; Sapienza, R.; Shalaev, V. M. Negative Refraction in Time-Varying Strongly Coupled Plasmonic-Antenna-Epsilon-Near-Zero Systems. *Phys. Rev. Lett.* **2020**, *124* (4), 043902.
- (137) Gosciniaik, J.; Hu, Z.; Thomaschewski, M.; Sorger, V. J.; Khurgin, J. B. Bistable All-Optical Devices Based on Nonlinear Epsilon-Near-Zero (ENZ) Materials. *Laser & Photonics Reviews* **2023**, *17* (4), 2200723.
- (138) Wang, R.; Hu, F.; Meng, Y.; Gong, M.; Liu, Q. High-Contrast Optical Bistability Using a Subwavelength Epsilon-near-Zero Material. *Opt. Lett.* **2023**, *48* (6), 1371.
- (139) Clerici, M.; Kinsey, N.; DeVault, C.; Kim, J.; Carnemolla, E. G.; Caspani, L.; Shaltout, A.; Faccio, D.; Shalaev, V.; Boltasseva, A.; Ferrera, M. Controlling Hybrid Nonlinearities in Transparent Conducting Oxides via Two-Colour Excitation. *Nat. Commun.* **2017**, *8* (1), 15829.
- (140) Minerbi, E.; Sideris, S.; Khurgin, J. B.; Ellenbogen, T. The Role of Epsilon Near Zero and Hot Electrons in Enhanced Dynamic THz Emission from Nonlinear Metasurfaces. *Nano Lett.* **2022**, *22* (15), 6194–6199.
- (141) Altug, H.; Oh, S.-H.; Maier, S. A.; Homola, J. Advances and Applications of Nanophotonic Biosensors. *Nat. Nanotechnol.* **2022**, *17* (1), 5–16.
- (142) Palermo, G.; Sreekanth, K. V.; Maccaferri, N.; Lio, G. E.; Nicoletta, G.; De Angelis, F.; Hinczewski, M.; Strangi, G. Hyperbolic Dispersion Metasurfaces for Molecular Biosensing. *Nanophotonics* **2020**, *10* (1), 295–314.

- (143) Mejía-Salazar, J. R.; Oliveira, O. N. Plasmonic Biosensing. *Chem. Rev.* **2018**, *118* (20), 10617–10625.
- (144) Kabashin, A. V.; Evans, P.; Pastkovsky, S.; Hendren, W.; Wurtz, G. A.; Atkinson, R.; Pollard, R.; Podolskiy, V. A.; Zayats, A. V. Plasmonic Nanorod Metamaterials for Biosensing. *Nat. Mater.* **2009**, *8*, 867.
- (145) Yan, R.; Wang, T.; Yue, X.; Wang, H.; Zhang, Y.-H.; Xu, P.; Wang, L.; Wang, Y.; Zhang, J. Highly Sensitive Plasmonic Nanorod Hyperbolic Metamaterial Biosensor. *Photon. Res.* **2022**, *10* (1), 84.
- (146) Sreekanth, K. V.; Alapan, Y.; ElKabbash, M.; Ilker, E.; Hinczewski, M.; Gurkan, U. A.; De Luca, A.; Strangi, G. Extreme Sensitivity Biosensing Platform Based on Hyperbolic Metamaterials. *Nat. Mater.* **2016**, *15* (6), 621–627.
- (147) Avrutsky, I.; Salakhutdinov, I.; Elser, J.; Podolskiy, V. Highly Confined Optical Modes in Nanoscale Metal-Dielectric Multilayers. *Phys. Rev. B* **2007**, *75* (24), 241402.
- (148) Maccaferri, N.; Isoniemi, T.; Hinczewski, M.; Iarossi, M.; Strangi, G.; De Angelis, F. Designer Bloch Plasmon Polariton Dispersion in Grating-Coupled Hyperbolic Metamaterials. *APL Photonics* **2020**, *5* (7), 076109.
- (149) Díaz-Valencia, B. F.; Porras-Montenegro, N.; Oliveira, O. N.; Mejía-Salazar, J. R. Nanostructured Hyperbolic Metamaterials for Magnetoplasmonic Sensors. *ACS Appl. Nano Mater.* **2022**, *5* (2), 1740–1744.
- (150) Indukuri, S. R. K. C.; Frydendahl, C.; Sharma, N.; Mazurski, N.; Paltiel, Y.; Levy, U. Enhanced Chiral Sensing at the Few-Molecule Level Using Negative Index Metamaterial Plasmonic Nanocuvettes. *ACS Nano* **2022**, *16* (10), 17289–17297.
- (151) Palermo, G.; Lio, G. E.; Esposito, M.; Ricciardi, L.; Manoccio, M.; Tasco, V.; Passaseo, A.; De Luca, A.; Strangi, G. Biomolecular Sensing at the Interface between Chiral Metasurfaces and Hyperbolic Metamaterials. *ACS Appl. Mater. Interfaces* **2020**, *12* (27), 30181–30188.
- (152) Wang, X.; Choi, J.; Liu, J.; Malis, O.; Li, X.; Bermel, P.; Zhang, X.; Wang, H. 3D Hybrid Trilayer Heterostructure: Tunable Au Nanorods and Optical Properties. *ACS Appl. Mater. Interfaces* **2020**, *12* (40), 45015–45022.
- (153) Lee, M.; Lee, E.; So, S.; Byun, S.; Son, J.; Ge, B.; Lee, H.; Park, H. S.; Shim, W.; Pee, J. H.; Min, B.; Cho, S.-P.; Shi, Z.; Noh, T. W.; Rho, J.; Kim, J.-Y.; Chung, I. Bulk Metamaterials Exhibiting Chemically Tunable Hyperbolic Responses. *J. Am. Chem. Soc.* **2021**, *143* (49), 20725–20734.
- (154) Fusco, Z.; Taheri, M.; Bo, R.; Tran-Phu, T.; Chen, H.; Guo, X.; Zhu, Y.; Tsuzuki, T.; White, T. P.; Tricoli, A. Non-Periodic Epsilon-Near-Zero Metamaterials at Visible Wavelengths for Efficient Non-Resonant Optical Sensing. *Nano Lett.* **2020**, *20* (5), 3970–3977.
- (155) Fan, B.; Nasir, M. E.; Nicholls, L. H.; Zayats, A. V.; Podolskiy, V. A. Magneto-Optical Metamaterials: Nonreciprocal Transmission and Faraday Effect Enhancement. *Adv. Optical Mater.* **2019**, *7* (14), 1801420.
- (156) Kolmychek, I. A.; Pomozov, A. R.; Leontiev, A. P.; Napolskii, K. S.; Murzina, T. V. Magneto-Optical Effects in Hyperbolic Metamaterials. *Opt. Lett.* **2018**, *43* (16), 3917.
- (157) Malysheva, I. V.; Kolmychek, I. A.; Romashkina, A. M.; Leontiev, A. P.; Napolskii, K. S.; Murzina, T. V. Magneto-Optical Effects in Hyperbolic Metamaterials Based on Ordered Arrays of Bisegmented Gold/Nickel Nanorods. *Nanotechnology* **2021**, *32* (30), 305710.
- (158) Wang, X.; Jian, J.; Wang, H.; Liu, J.; Pachaury, Y.; Lu, P.; Rutherford, B. X.; Gao, X.; Xu, X.; El-Azab, A.; Zhang, X.; Wang, H. Nitride-Oxide-Metal Heterostructure with Self-Assembled Core-Shell Nanopillar Arrays: Effect of Ordering on Magneto-Optical Properties. *Small* **2021**, *17* (5), 2007222.
- (159) Wang, X.; Wang, H.; Jian, J.; Rutherford, B. X.; Gao, X.; Xu, X.; Zhang, X.; Wang, H. Metal-Free Oxide-Nitride Heterostructure as a Tunable Hyperbolic Metamaterial Platform. *Nano Lett.* **2020**, *20* (9), 6614–6622.
- (160) Bonanni, V.; Bonetti, S.; Pakizeh, T.; Pirzadeh, Z.; Chen, J.; Nogués, J.; Vavassori, P.; Hillenbrand, R.; Åkerman, J.; Dmitriev, A. Designer Magnetoplasmonics with Nickel Nanoferrromagnets. *Nano Lett.* **2011**, *11* (12), 5333–5338.
- (161) Maccaferri, N.; E. Gregorczyk, K.; de Oliveira, T. V. A. G.; Kataja, M.; van Dijken, S.; Pirzadeh, Z.; Dmitriev, A.; Åkerman, J.; Knez, M.; Vavassori, P. Ultrasensitive and Label-Free Molecular-Level Detection Enabled by Light Phase Control in Magnetoplasmonic Nanoantennas. *Nat. Commun.* **2015**, *6* (1), 6150.
- (162) Manera, M. G.; Colombelli, A.; Taurino, A.; Martin, A. G.; Rella, R. Magneto-Optical Properties of Noble-Metal Nanostructures: Functional Nanomaterials for Bio Sensing. *Sci. Rep.* **2018**, *8* (1), 12640.
- (163) Pourjamal, S.; Kataja, M.; Maccaferri, N.; Vavassori, P.; van Dijken, S. Hybrid Ni/SiO₂/Au Dimer Arrays for High-Resolution Refractive Index Sensing. *Nanophotonics* **2018**, *7* (5), 905–912.
- (164) Pineider, F.; Campo, G.; Bonanni, V.; de Julián Fernández, C.; Mattei, G.; Caneschi, A.; Gatteschi, D.; Sangregorio, C. Circular Magnetoplasmonic Modes in Gold Nanoparticles. *Nano Lett.* **2013**, *13* (10), 4785–4789.
- (165) Rizal, C.; Manera, M. G.; Ignatyeva, D. O.; Mejía-Salazar, J. R.; Rella, R.; Belotelov, V. I.; Pineider, F.; Maccaferri, N. Magnetophotonics for Sensing and Magnetometry toward Industrial Applications. *J. Appl. Phys.* **2021**, *130* (23), 230901.
- (166) Maccaferri, N.; Gabbani, A.; Pineider, F.; Kaihara, T.; Tapani, T.; Vavassori, P. Magnetoplasmonics in Confined Geometries: Current Challenges and Future Opportunities. *Appl. Phys. Lett.* **2023**, *122* (12), 120502.
- (167) De Figueiredo, F. A. P.; Moncada-Villa, E.; Mejía-Salazar, J. R. Optimization of Magnetoplasmonic ϵ -Near-Zero Nanostructures Using a Genetic Algorithm. *Sensors* **2022**, *22* (15), 5789.
- (168) Galiffi, E.; Tirole, R.; Yin, S.; Li, H.; Vezzoli, S.; Huidobro, P. A.; Silveirinha, M. G.; Sapienza, R.; Alù, A.; Pendry, J. B. Photonics of Time-Varying Media. *Adv. Photon.* **2022**, *4* (01), 014020.
- (169) Yu, Z.; Fan, S. Complete Optical Isolation Created by Indirect Interband Photonic Transitions. *Nature Photon* **2009**, *3* (2), 91–94.
- (170) Lira, H.; Yu, Z.; Fan, S.; Lipson, M. Electrically Driven Nonreciprocity Induced by Interband Photonic Transition on a Silicon Chip. *Phys. Rev. Lett.* **2012**, *109* (3), 033901.
- (171) Estep, N. A.; Sounas, D. L.; Soric, J.; Alù, A. Magnetic-Free Non-Reciprocity and Isolation Based on Parametrically Modulated Coupled-Resonator Loops. *Nature Phys.* **2014**, *10* (12), 923–927.
- (172) Shaltout, A.; Kildishev, A.; Shalaev, V. Time-Varying Metasurfaces and Lorentz Non-Reciprocity. *Opt. Mater. Express* **2015**, *5* (11), 2459.
- (173) Sounas, D. L.; Alù, A. Non-Reciprocal Photonics Based on Time Modulation. *Nat. Photonics* **2017**, *11* (12), 774–783.
- (174) Huidobro, P. A.; Galiffi, E.; Guenneau, S.; Craster, R. V.; Pendry, J. B. Fresnel Drag in Space-Time-Modulated Metamaterials. *Proc. Natl. Acad. Sci. U.S.A.* **2019**, *116* (50), 24943–24948.
- (175) Karl, N.; Vabishchevich, P. P.; Shcherbakov, M. R.; Liu, S.; Sinclair, M. B.; Shvets, G.; Brener, I. Frequency Conversion in a Time-Variant Dielectric Metasurface. *Nano Lett.* **2020**, *20* (10), 7052–7058.
- (176) Shcherbakov, M. R.; Werner, K.; Fan, Z.; Talisa, N.; Chowdhury, E.; Shvets, G. Photon Acceleration and Tunable Broadband Harmonics Generation in Nonlinear Time-Dependent Metasurfaces. *Nat. Commun.* **2019**, *10* (1), 1345.
- (177) Zhou, Y.; Alam, M. Z.; Karimi, M.; Upham, J.; Reshef, O.; Liu, C.; Willner, A. E.; Boyd, R. W. Broadband Frequency Translation through Time Refraction in an Epsilon-near-Zero Material. *Nat. Commun.* **2020**, *11* (1), 2180.
- (178) Tirole, R.; Vezzoli, S.; Galiffi, E.; Robertson, I.; Maurice, D.; Tilmann, B.; Maier, S. A.; Pendry, J. B.; Sapienza, R. Double-Slit Time Diffraction at Optical Frequencies. *Nat. Phys.* **2023**, *19* (7), 999–1002.
- (179) Fang, K.; Yu, Z.; Fan, S. Realizing Effective Magnetic Field for Photons by Controlling the Phase of Dynamic Modulation. *Nature Photon* **2012**, *6* (11), 782–787.

- (180) Dutt, A.; Lin, Q.; Yuan, L.; Minkov, M.; Xiao, M.; Fan, S. A Single Photonic Cavity with Two Independent Physical Synthetic Dimensions. *Science* **2020**, *367* (6473), 59–64.
- (181) Yin, S.; Alù, A. Efficient Phase Conjugation in a Space-Time Leaky Waveguide. *ACS Photonics* **2022**, *9* (3), 979–984.
- (182) Liu, T.; Ou, J.-Y.; MacDonald, K. F.; Zheludev, N. I. Photonic Metamaterial Analogue of a Continuous Time Crystal. *Nat. Phys.* **2023**, *19* (7), 986–991.
- (183) Moussa, H.; Xu, G.; Yin, S.; Galiffi, E.; Ra'di, Y.; Alù, A. Observation of Temporal Reflection and Broadband Frequency Translation at Photonic Time Interfaces. *Nat. Phys.* **2023**, *19* (6), 863–868.
- (184) Galiffi, E.; Xu, G.; Yin, S.; Moussa, H.; Ra'di, Y.; Alù, A. Broadband Coherent Wave Control through Photonic Collisions at Time Interfaces. *Nat. Phys.* **2023**, DOI: 10.1038/s41567-023-02165-6.
- (185) Engheta, N. Metamaterials with High Degrees of Freedom: Space, Time, and More. *Nanophotonics* **2020**, *10* (1), 639–642.
- (186) Tirole, R.; Galiffi, E.; Dranczewski, J.; Attavar, T.; Tilmann, B.; Wang, Y.-T.; Huidobro, P. A.; Alù, A.; Pendry, J. B.; Maier, S. A.; Vezzoli, S.; Sapienza, R. Saturable Time-Varying Mirror Based on an Epsilon-Near-Zero Material. *Phys. Rev. Applied* **2022**, *18* (5), 054067.
- (187) Guo, P.; Schaller, R. D.; Ketterson, J. B.; Chang, R. P. H. Ultrafast Switching of Tunable Infrared Plasmons in Indium Tin Oxide Nanorod Arrays with Large Absolute Amplitude. *Nat. Photonics* **2016**, *10* (4), 267–273.
- (188) Prain, A.; Vezzoli, S.; Westerberg, N.; Roger, T.; Faccio, D. Spontaneous Photon Production in Time-Dependent Epsilon-Near-Zero Materials. *Phys. Rev. Lett.* **2017**, *118* (13), 133904.
- (189) Moshinsky, M. Diffraction in Time. *Phys. Rev.* **1952**, *88* (3), 625–631.
- (190) Un, I.-W.; Sarkar, S.; Sivan, Y. Electronic-Based Model of the Optical Nonlinearity of Low-Electron-Density Drude Materials. *Phys. Rev. Applied* **2023**, *19* (4), 044043.
- (191) Sarkar, S.; Un, I. W.; Sivan, Y. Electronic and Thermal Response of Low-Electron-Density Drude Materials to Ultrafast Optical Illumination. *Phys. Rev. Applied* **2023**, *19* (1), 014005.
- (192) Bohn, J.; Luk, T. S.; Tollerton, C.; Hutchings, S. W.; Brener, I.; Horsley, S.; Barnes, W. L.; Hendry, E. All-Optical Switching of an Epsilon-near-Zero Plasmon Resonance in Indium Tin Oxide. *Nat. Commun.* **2021**, *12* (1), 1017.
- (193) Asadchy, V.; Lamprianidis, A. G.; Ptitcyn, G.; Albooyeh, M.; Rituraj; Karamanos, T.; Alae, R.; Tretyakov, S. A.; Rockstuhl, C.; Fan, S. Parametric Mie Resonances and Directional Amplification in Time-Modulated Scatterers. *Phys. Rev. Applied* **2022**, *18* (5), 054065.
- (194) Horsley, S. A. R.; Galiffi, E.; Wang, Y.-T. Eigenpulses of Dispersive Time-Varying Media. *Phys. Rev. Lett.* **2023**, *130* (20), 203803.
- (195) Garg, P.; Lamprianidis, A. G.; Beutel, D.; Karamanos, T.; Verfürth, B.; Rockstuhl, C. Modeling Four-Dimensional Metamaterials: A T-Matrix Approach to Describe Time-Varying Metasurfaces. *Opt. Express* **2022**, *30* (25), 45832.
- (196) Solís, D. M.; Kastner, R.; Engheta, N. Time-Varying Materials in the Presence of Dispersion: Plane-Wave Propagation in a Lorentzian Medium with Temporal Discontinuity. *Photon. Res.* **2021**, *9* (9), 1842.
- (197) Ortega-Gomez, A.; Lobet, M.; Vázquez-Lozano, J. E.; Liberal, I. Tutorial on the Conservation of Momentum in Photonic Time-Varying Media [Invited]. *Opt. Mater. Express* **2023**, *13* (6), 1598.
- (198) Lyubarov, M.; Lumer, Y.; Dikopoltsev, A.; Lustig, E.; Sharabi, Y.; Segev, M. Amplified Emission and Lasing in Photonic Time Crystals. *Science* **2022**, *377* (6604), 425–428.
- (199) Sharabi, Y.; Dikopoltsev, A.; Lustig, E.; Lumer, Y.; Segev, M. Spatiotemporal Photonic Crystals. *Optica* **2022**, *9* (6), 585.
- (200) Galiffi, E.; Huidobro, P. A.; Pendry, J. B. Broadband Nonreciprocal Amplification in Luminal Metamaterials. *Phys. Rev. Lett.* **2019**, *123* (20), 206101.
- (201) Pendry, J. B.; Galiffi, E.; Huidobro, P. A. Gain Mechanism in Time-Dependent Media. *Optica* **2021**, *8* (5), 636.
- (202) Galiffi, E.; Huidobro, P. A.; Pendry, J. B. An Archimedes' Screw for Light. *Nat. Commun.* **2022**, *13* (1), 2523.
- (203) Lustig, E.; Sharabi, Y.; Segev, M. Topological Aspects of Photonic Time Crystals. *Optica* **2018**, *5* (11), 1390.
- (204) Galiffi, E.; Wang, Y.-T.; Lim, Z.; Pendry, J. B.; Alù, A.; Huidobro, P. A. Wood Anomalies and Surface-Wave Excitation with a Time Grating. *Phys. Rev. Lett.* **2020**, *125* (12), 127403.
- (205) Bugler-Lamb, S.; Horsley, S. A. R. Polariton Excitation Rates from Time Dependent Dielectrics. *J. Phys. B: At. Mol. Opt. Phys.* **2016**, *49* (23), 235502.
- (206) Sloan, J.; Rivera, N.; Joannopoulos, J. D.; Soljačić, M. Casimir Light in Dispersive Nanophotonics. *Phys. Rev. Lett.* **2021**, *127* (5), 053603.
- (207) Sloan, J.; Rivera, N.; Joannopoulos, J. D.; Soljačić, M. Controlling Two-Photon Emission from Superluminal and Accelerating Index Perturbations. *Nat. Phys.* **2022**, *18* (1), 67–74.
- (208) Kort-Kamp, W. J. M.; Azad, A. K.; Dalvit, D. A. R. Space-Time Quantum Metasurfaces. *Phys. Rev. Lett.* **2021**, *127* (4), 043603.
- (209) Dikopoltsev, A.; Sharabi, Y.; Lyubarov, M.; Lumer, Y.; Tsesses, S.; Lustig, E.; Kaminer, I.; Segev, M. Light Emission by Free Electrons in Photonic Time-Crystals. *Proc. Natl. Acad. Sci. U.S.A.* **2022**, *119* (6), No. e2119705119.
- (210) Liu, T.; Guo, C.; Li, W.; Fan, S. Thermal Photonics with Broken Symmetries. *eLight* **2022**, *2* (1), 25.
- (211) Joulain, K.; Mulet, J.-P.; Marquier, F.; Carminati, R.; Greffet, J.-J. Surface Electromagnetic Waves Thermally Excited: Radiative Heat Transfer, Coherence Properties and Casimir Forces Revisited in the near Field. *Surf. Sci. Rep.* **2005**, *57* (3–4), 59–112.
- (212) Greffet, J.-J.; Bouchon, P.; Brucoli, G.; Marquier, F. Light Emission by Nonequilibrium Bodies: Local Kirchhoff Law. *Phys. Rev. X* **2018**, *8* (2), 021008.
- (213) Vázquez-Lozano, J. E.; Liberal, I. Incandescent Temporal Metamaterials. *Nat. Commun.* **2023**, *14* (1), 4606.
- (214) Buddhiraju, S.; Li, W.; Fan, S. Photonic Refrigeration from Time-Modulated Thermal Emission. *Phys. Rev. Lett.* **2020**, *124* (7), 077402.
- (215) Oh, S.-H.; Altug, H. Performance Metrics and Enabling Technologies for Nanoplasmonic Biosensors. *Nat. Commun.* **2018**, *9* (1), 5263.
- (216) Maccaferri, N.; Barbillon, G.; Koya, A. N.; Lu, G.; Acuna, G. P.; Garoli, D. Recent Advances in Plasmonic Nanocavities for Single-Molecule Spectroscopy. *Nanoscale Advances* **2021**, *3* (3), 633–642.
- (217) Li, W.; Zhou, J.; Maccaferri, N.; Krahn, R.; Wang, K.; Garoli, D. Enhanced Optical Spectroscopy for Multiplexed DNA and Protein-Sequencing with Plasmonic Nanopores: Challenges and Prospects. *Anal. Chem.* **2022**, *94* (2), 503–514.
- (218) Kwaaitaal, M.; Lourens, D. G.; Davies, C. S.; Kirilyuk, A. Epsilon-near-Zero Regime as the Key to Ultrafast Control of Functional Properties of Solids. 19 May. *arXiv:2305.11714 [cond-mat.mtrl-sci]* **2023**, na.