

## RESEARCH OUTPUTS / RÉSULTATS DE RECHERCHE

### Evaluation of activated protein C resistance in patients on tamoxifen

Didembourg, Marie; Reda, Sara; Oldenburg, Johannes; Rühl, Heiko ; Douxfils, Jonathan; Morimont, Laure

*Publication date:*  
2022

[Link to publication](#)

*Citation for published version (HARVARD):*

Didembourg, M, Reda, S, Oldenburg, J, Rühl, H, Douxfils, J & Morimont, L 2022, 'Evaluation of activated protein C resistance in patients on tamoxifen: a pilot study', ISTH 2022 Congress, London, United Kingdom, 9/07/22 - 13/07/22.

#### General rights

Copyright and moral rights for the publications made accessible in the public portal are retained by the authors and/or other copyright owners and it is a condition of accessing publications that users recognise and abide by the legal requirements associated with these rights.

- Users may download and print one copy of any publication from the public portal for the purpose of private study or research.
- You may not further distribute the material or use it for any profit-making activity or commercial gain
- You may freely distribute the URL identifying the publication in the public portal ?

#### Take down policy

If you believe that this document breaches copyright please contact us providing details, and we will remove access to the work immediately and investigate your claim.

## INTRODUCTION

- Tamoxifen, a selective estrogen receptor modulator (SERM), is known to reduce hormone-dependent breast cancer recurrence but is associated with an increased risk of venous thromboembolism.<sup>1,2</sup>
- Similar to the effect observed with combined oral contraceptives (COCs), compounds interacting with estrogen receptors can impact haemostasis by inducing a resistance towards the activated protein C (APC).<sup>3</sup>
- Nevertheless, the underlying mechanism of tamoxifen-induced procoagulable state remains unclear.

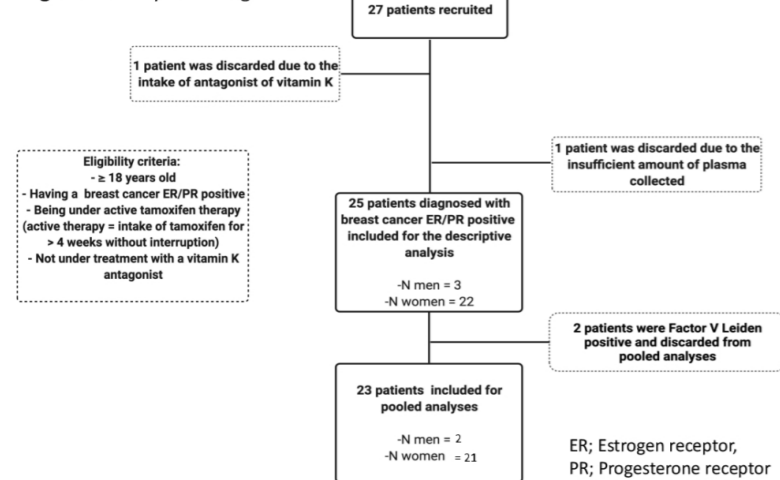
## AIM

To assess APC resistance in patients with hormone-dependent breast cancer undergoing tamoxifen therapy, using the validated ETP-based APC resistance assay.<sup>4</sup>

## METHOD

- 21 women and 2 men (mean age = 57 yo) under tamoxifen therapy were included.

Figure 1: Study flow diagram



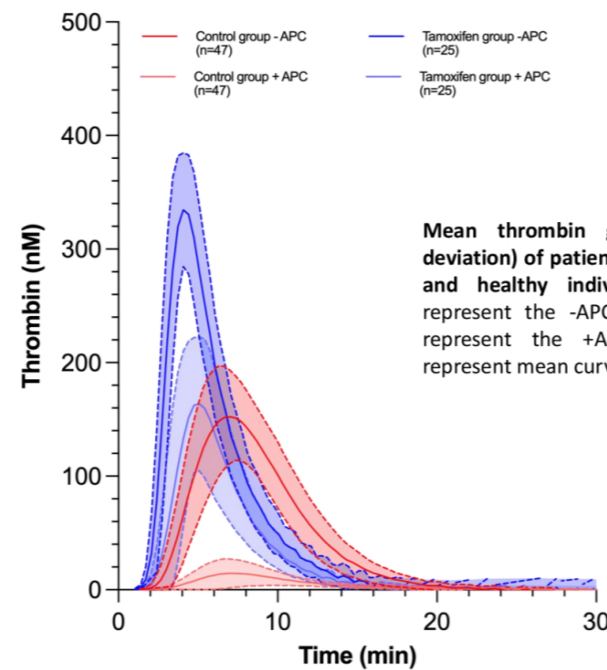
- The ETP based APC resistance assay was assessed on the CAT system, using ThromboScreen-TM<sup>®</sup> (Diagnostica Stago, France) in absence and in presence of exogenous APC.
- All samples were treated with the DP-Filter<sup>®</sup> device (5-Diagnostics, Switzerland) to remove the impact of DOAC therapy on thrombin generation.
- To estimate the influence of tamoxifen on the normalized APC sensitivity ratio (nAPCsr), results were compared to a historical reference cohort of 47 healthy individuals (19 women and 28 men; mean age = 24 yo).

## RESULTS

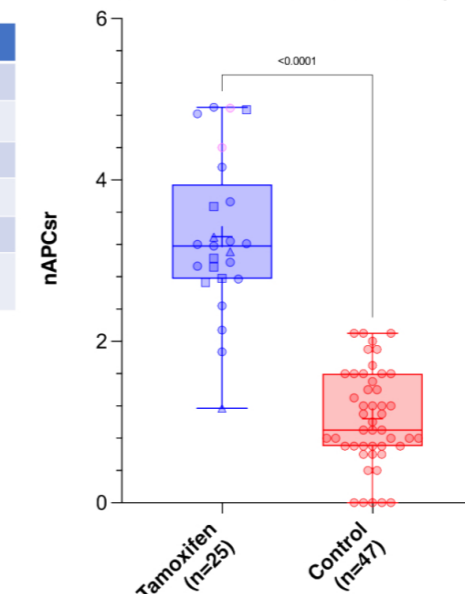
### Study population

Demographic characteristics	Patients under tamoxifen (n=23)	Control group (n=47)
Sex (n)	Male (2) Female (21)	Male (28) Female (19)
Age (mean ± standard deviation, SD)- years	57 ± 10	24 ± 10
Body mass index (mean ± SD) – kg/m <sup>2</sup>	26.7 ± 6.1	22.7 ± 2.7
Cancer stage – grade (n)	0 (4), I (11), II (3), III(3), IV (1)	n/a
Use of anticoagulant drugs – n (%)	11 (42.3)	0 (0.0)
nAPCsr (mean ±SD [Min-Max])	3.18 ± 0.91 [1.17-4.90]	1.04 ±0.59 [0.00-2.08]

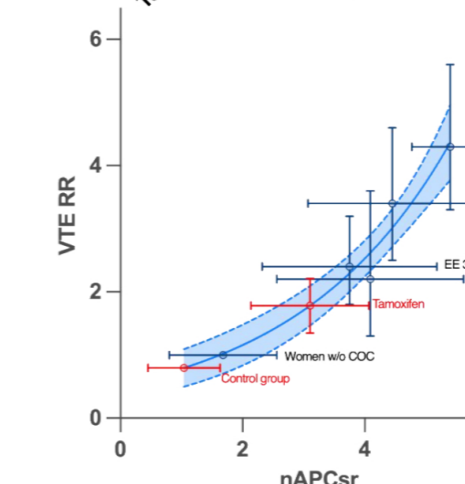
### Thrombin generation



### ETP-based APC resistance assay



Normalized activated protein C (APC) sensitivity ratio (nAPCsr) of individuals under tamoxifen therapy ("Tamoxifen") and healthy controls ("Controls"). The median and the 25th - 75th percentiles are symbolized by boxes; whiskers represent minimum and maximum values. The mean value is represented by a cross. The pink circles represent the patients who were carriers of a heterozygous FV Leiden mutation. Squares symbolize patients that experienced a thrombotic event under tamoxifen. Triangles represent patients that suffered from thrombosis before induction of tamoxifen. An unpaired t-test was used to perform comparisons between groups.



Correlation between normalized APC sensitivity ratio (nAPCsr) and relative risk (RR) of venous thromboembolism (VTE) (de Bastos, 2014) depending on the type of combined oral contraceptives. The control group used in this study showed a mean nAPCsr of 1.04 and an intrapolated VTE RR (CI 95%) of 0.80 (0.50-1.09). The tamoxifen group showed a mean nAPCsr of 3.18 and an intrapolated VTE risk (CI 95%) of 1.78 (1.35-2.21).

This is in line with the meta-analysis of Cuzick et al. in which the mean RR of VTE at 5 years under tamoxifen equaled 1.90 (range from 1.40 - 2.60).<sup>5</sup>

## CONCLUSIONS

- This observational cohort study confirmed the tendency of tamoxifen to induce APC resistance and to influence thrombin generation towards a prothrombotic state.
- The impact of tamoxifen on APC resistance and thrombin generation suggests that the etiology of tamoxifen induced-VTE is likely to be similar to that of COCs.
- Furthermore, the results of this study also supports the concept that the nAPCsr could become an interesting scale to determine an individual's overall risk for developing VTE when being considered for hormonal therapies characterized by estrogenic activity, among which tamoxifen.

## ACKNOWLEDGEMENTS

The authors would like to thank the technical teams from the laboratories of the University Hospital Bonn for performing the analyses and collecting the samples.

## REFERENCES

- Lin HF, Liao KF, Chang CM, Lin CL, Lai SW, Hsu CY. Correlation of the tamoxifen use with the increased risk of deep vein thrombosis and pulmonary embolism in elderly women with breast cancer: A case-control study. *Medicine (Baltimore)*. 2018;97(51):e12842.
- Mandala M, Tondini C. Adjuvant therapy in breast cancer and venous thromboembolism. *Thromb Res*. 2012;130 Suppl 1:S66-70.
- Morimont L, Haguët H, Dagne JM, Gaspard U, Douxfils J. Combined Oral Contraceptives and Venous Thromboembolism: Review and Perspective to Mitigate the Risk. *Front Endocrinol (Lausanne)*. 2021;12:769187.
- Douxfils J, Morimont L, Delvigne AS, Devel P, Masereel B, Haguët H, et al. Validation and standardization of the ETP-based activated protein C resistance test for the clinical investigation of steroid contraceptives in women: an unmet clinical and regulatory need. *CCIM / FESCC*. 2020;58(2):294-305.
- Cuzick J, Powles T, Veronesi U, Forbes J, Edwards R, Ashley S, et al. Overview of the main outcomes in breast-cancer prevention trials. *Lancet*. 2003;361(9354):296-300.

## CONTACT

✉ [marie.didembourg@unamur.be](mailto:marie.didembourg@unamur.be)

☎ +32 81/72.42.92

📍 Rue de Bruxelles 61, 500 Namur